

FENTON AREA PUBLIC SCHOOLS
ATHLETIC DEPARTMENT

2018-19



ANNUAL REPORT

Submitted by: Michael S. Bakker, CMAA
District Athletic Director
Fenton Area Public Schools

2018-19 ATHLETIC REPORT

Table of Contents

- I. Memorandum to the FAPS Board of Education (pg 3)
- II. Overview of Communication, Sportsmanship, Professional Activities, Fundraising (pg 4)
- III. Fenton High School
 - a) Academic Accomplishments (pg 6)
 - b) Athletic Achievements (pg 9)
 - c) Flint Metro League All-Sports Trophy (pg 13)
 - d) Tournaments Hosted at Fenton High School outside Regular Season Contests (pg 13)
 - e) Participation Numbers (pg 13)
 - f) Fenton High School Revenues (pg 14)
 - g) Senior Athletic Scholarship Finalists (pg 14)
- IV. AGS Middle School
 - a) Participation (pg 15)
 - b) Revenues (pg 15)

APPENDICES

- I Ten Year Participation History at Fenton High School (pg 16)
- II Ten Year Participation History at Andrew G Schmidt Middle School (pg 17)
- III Academic All-League Recipients (pg 18)
- IV Flint Metro League All Sports Trophy Race (pg 21)
- V Five Year Athletic Revenue History at Fenton High School (pg 22)
- VI Five Year Athletic Revenue History at Andrew G Schmidt Middle School (pg 23)
- VII Budget Analysis (pg 24)



Fenton High School Athletic Department
Michael Bakker, CMAA District Athletic Director
Renee Dailey, Athletic Secretary
Office # (810) 591-2999 Fax # (810) 591-2624

TO: Dr. Adam Hartley and the Fenton Area Public Schools Board of Education
FROM: Michael Bakker, CMAA
Date: January 6, 2020
RE: 2018-19 Athletic Annual Report

The student athletes of the 2018-19 school year have continued to build on the traditions of the past while raising the bar higher for future generations. Student athletes have continued to reap the benefits of participation in interscholastic athletics including character, discipline, leadership, teamwork, and sportsmanship. The Fenton Area Public School District coaches continue to expect our student athletes to be quality citizens, model students and hard-working athletes; and our athletes have answered that call.

The Fenton Area Public Schools' athletic program has many people to thank for its continued success this year. The first and most obvious goes to all the paid and volunteer coaches for their countless hours of dedicated service both on and off the field.

Thank you to our maintenance, grounds, custodial, and transportation departments for always having our facilities in top shape and for getting our teams where they need to be on a daily basis.

Next, thanks goes to Mitch Smelis who has been with Fenton High School, via NovaCare, for twenty-two years of service to FAPS as he continues to go above and beyond the call of duty for our student athletes in order to provide for their safety and speedy recovery from injuries. Additionally, Mitch has taken the lead on CPR/AED training in our district and has been instrumental in providing training to coaches and staff alike.

Renee Dailey has completed her first year as a part of the Athletic Office team, as an Administrative Assistant and she has done an amazing job getting up to speed on the finer points of Educational Athletics. Here are just a few of the many jobs that Renee does to help the athletic department run smoothly:

- on a daily basis she provides the coaches and me with the comfort of knowing that paperwork will be on time and completed accurately,
- verifies that schedules and arranges transportation
- prepares cash boxes, rosters, and eligibility forms
- verifies officials will be here for scheduled contests

Thank you to the Board of Education, Dr. Adam Hartley, Dr. Doug Busch, Mrs. Heidie Ciesielski, Mr. Mark Suchowski, Mrs. Laura Lemke, Mr. Eric Rettenmund, and Ms. Stefanie Roberts for your continued support. Without your leadership and vote of confidence, I would not have the opportunity to continue to work with the fine student athletes and coaches of FAPS.

As you will see in the attached annual report, FAPS has had a tremendously successful year in athletics. We recently secured our 37th Flint Metro League All-Sports Trophy while capturing numerous league and state accolades.

Respectfully Submitted,

Michael S. Bakker, CMAA
District Athletic Director

OVERVIEW

IN ADDITION TO ATHLETIC CONTESTS

Communication:

- Fall, Winter and Spring Meet the Team Evenings at FHS
- Fall, Winter and Spring Parent/Coaches' meeting
- Athletic Department publishes an Athletic Handbook for Fenton High School and AGS Middle School
- Athletic Newsletter for incoming freshmen and all students (available on our website)
- Athletic webpage (www.fentonathletics.org) (Note: new website for 2019-20 is www.fentontigers.org) for Fenton High School, AGS Middle School and expanded Team web pages
 - Over 15,000 monthly hits
- Facebook, Instagram, and Twitter accounts that gain followers weekly
 - 2,018 Twitter Followers
 - 1,559 Facebook Followers
 - 638 Instagram Followers
- MHSAA.com athletic schedules and notifications

Sportsmanship:

Fenton High School has received 10 letters of sportsmanship from Flint Metro League schools for exhibiting the best sportsmanship at league events during the 2016-17 seasons. Sportsmanship recognition was earned by the following sports:

- | | |
|-----------------------|----------------------|
| ● Boys Soccer | ● Girls Basketball |
| ● Girls Cross Country | ● Boys Golf (2) |
| ● Wrestling | ● Girls Soccer |
| ● Boys Bowling (2) | ● Girls Lacrosse (2) |
| ● Girls Bowling (3) | ● Baseball |
| ● Boys Swim & Dive | |

Professional Activities:

- Athletic Director served on the following MHSAA Committee's: Swim & Dive, Basketball Officials Tournament Selection, and Officials Review
- Athletic Director was selected as the Assistant to the Executive Director of Michigan Interscholastic Athletic Administrators Association (servicing 600 member schools)
- Athletic Director is the President of the Greater Flint Athletic Administrators Association
- Athletic Director and Athletic Trainer are certified American Heart Association CPR/First Aid/AED instructors
- Athletic Director attends monthly Flint Metro League meetings for high school and middle school activities
- Athletic Director is a presenter and presider at the yearly MIAAA Athletic Directors Conference.
- Athletic Director is the Flint Metro League Representative to the Flint Kiwanis Athlete of the Month/Year Committee
- Head Coaches and Assistant Coaches are members of their respective coaches associations
- Head Coaches and Assistant Coaches attend coaches' clinics

- Baseball, Boys' and Girls' Basketball, Football, Girls' and Boys' Soccer, Tennis, Competitive & Sideline Cheer, and Volleyball offer camps/clinics for elementary and middle school students and coaches
- Varsity Swim Coach is the President of the Michigan Interscholastic Swim Coaches' Association Board of Directors

Fundraising:

- Teams raised funds through a variety of different activities:
 - Bake Sales
 - Discount Card Sales
 - Returnable Bottle Drives
 - Concession Sales at FHS and other venues
 - Letter writing campaigns
 - Hosting Invitationals
 - Advertising
 - 50/50 Raffles
 - Golf Outings
 - Sponsorships from local businesses
- The Athletic Department completed fundraising by:
 - Concession Sales at events
 - Hosting MHSAA State Tournaments at District and Regional levels

Fenton High School Athletics

Fenton High School Academic Accomplishments

- **28** FHS Students in 2018-19 received individual All-State Academic recognition:
 - Logan Canada (Cross Country)
 - Sam Cox (Cross Country)
 - Adam Jesse (Cross Country)
 - Alexa Keiser (Cross Country)
 - Angela Hanners (Golf & Bowling)
 - Evan Bartow (Swim)
 - Jack Killian (Swim)
 - Joseph Haiss (Swim)
 - Noah Maier (Swim)
 - Delaney Miesch (Volleyball)
 - Lauren Lamb (Volleyball)
 - Chloe Idoni (Volleyball & Girls Basketball)
 - Erin Carter (Volleyball)
 - Holly Fijolek (Competitive Cheer)
 - Madalyn Hayden (Competitive Cheer)
 - Katie Poedeszwick (Competitive Cheer)
 - Jaidyn Rogers (Competitive Cheer)
 - Emma Schultz (Competitive Cheer)
 - Caitlin Visniski (Competitive Cheer)
 - Aubrey Yager (Competitive Cheer)
 - Chase Poulson (Boys Soccer)
 - Nick Cairnduff (Boys Soccer)
 - Brock Henson (Boys Soccer)
 - Mitchell Scheer (Boys Soccer)
 - Brady Young (Boys Soccer)
 - Ben Sheffield (Boys Soccer)
 - Noah Martin (Boys Soccer)
 - Remington Smith (Boys Soccer)

- Ten members of the class of 2019 received MHSAA Scholar Athlete recognition:
 - Evan Bartow
 - Hanna Chapin
 - Sabrina Hall
 - Madalyn Hayden
 - Chloe Idoni
 - Jack Killian
 - Lauren Lamb
 - Noah Martin
 - Natalie Thomas
 - Cambria Tiemann

- Chloe Idoni of the class of 2019, was one of 32 Winners for the MHSAA Scholar Athlete Scholarship

- 198 Flint Metro League Scholar Athlete Awards given to FHS student athletes
 - 70 Fall Athletes
 - 36 Winter Athletes
 - 92 Spring Athletes

Fenton High School Academic Accomplishments (continued)

- Team Academic All-State Honors
 - Girls Basketball (3.779412 GPA – Honorable Mention)
 - Boys Basketball (3.4386 GPA – Honorable Mention)
 - Football (3.837 GPA – 9th place)
 - Softball (3.53 GPA – no rankings listed)
 - Boys Alpine Ski (3.4864 GPA – 9th place)
 - Volleyball (3.65 GPA – no rankings listed)
 - Boys Swim & Dive (3.47 – 10th place)
 - Girls Swim & Dive (3.57 – 15th place)
 - Wrestling (3.003)
 - Girls Bowling
 - Girls Tennis

Grade Point Averages

	<i>Female Athletes (by Grade)</i>	<i>Female non-Athletes (by Grade)</i>		<i>Male Athletes (by Grade)</i>	<i>Male non-Athletes (by Grade)</i>
9th	3.45	2.49	9th	2.92	2.21
10th	3.35	2.73	10th	3.02	2.21
11th	3.50	3.01	11th	3.14	2.80
12th	3.63	3.20	12th	3.06	2.65
Overall	3.46	2.90	Overall	3.03	2.48

VARSITY TEAM GPA DATA

Varsity Team	Varsity Average GPA	Number of Varsity Players with 3.0 or Higher GPA
Baseball	3.48	88%
Basketball (Boys)	3.41	75%
Basketball (Girls)	3.57	77%
Bowling (Boys)	3.12	75%
Bowling (Girls)	3.64	83%
Competitive Cheer	3.36	71%
Cross Country (Boys)	3.81	100%
Cross Country (Girls)	3.70	87%
Football	3.00	55%
Golf (Boys)	3.36	70%
Golf (Girls)	3.52	83%
Gymnastics	3.75	100%
Hockey	3.14	67%
Lacrosse (Boys)	2.53	33%
Lacrosse (Girls)	3.53	80%
Sideline Cheer	3.40	81%
Ski (Boys)	3.44	83%
Ski (Girls)	3.70	100%
Soccer (Boys)	3.19	64%
Soccer (Girls)	3.64	86%
Softball	3.44	100%
Swim & Dive (Boys)	3.30	69%
Swim & Dive (Girls)	3.67	93%
Tennis (Boys)	3.05	50%
Tennis (Girls)	3.60	83%
Track & Field (Boys)	3.36	73%
Track & Field (Girls)	3.58	83%
Volleyball	3.62	85%
Wrestling	2.86	46%

ATHLETIC ACHIEVEMENTS

FLINT METRO LEAGUE TITLES

FALL TEAMS

- Boys Soccer
- Girls Swim & Dive (15th consecutive)
- Boys Cross Country (3rd consecutive)
- Girls Cross Country (3rd consecutive)
- Girls Golf (3rd consecutive)

WINTER TEAMS

- Girls Basketball
- Boys Swim (8th consecutive)

SPRING TEAMS

- Boys Golf (2nd consecutive)
- Boys Track & Field (3rd consecutive)
- Girls Track & Field (4th consecutive)

MHSAA TITLES WON TEAM AND INDIVIDUAL

FALL SPORTS

- District Title (Team) - Boys Soccer
- Regional Title (Team) - Girls Cross Country
- State Title (Individual) - Grace Olsen (Swim - 200 IM)

WINTER SPORTS

- State Title (Individual) - Kendra Ryan & Chloe Wagner (Girls Wrestling)

SPRING SPORTS

- District Title (Team) - Baseball & Girls Soccer
- Regional Titles (Team) - Baseball
- Regional Titles (Individual) -
 - Brandon Miller (Boys Track - 100 M Dash & 200 M Dash)
 - Ethan Pyeatt, Noah Sage, Ryan Miller & Brandon Miller (Boys Track - 4x200 M Relay)
 - Justin Miller (Boys Track - High Jump)
 - Cassandra Campbell (Girls Track - 300 Hurdles)
 - Hannah Chapin (Girls Track - Pole Vault)

- Collegiate Athletics - 22 letters of intent signed to play sports in college
 - Evan Bartow (Swimming - Ashland University or US Coast Guard Academy)
 - Kyle Bliss (Lacrosse - Baldwin Wallace University)
 - Josh Brown (Baseball - Alma College)
 - Parker Brady (Football - Olivet College)
 - Cassandra Campbell (Track & Field - Saginaw Valley State University)
 - Erin Carter (Softball - University of Iowa)
 - Andrew Fox (Baseball - Alma College)
 - Kirsten Foor (Soccer - Madonna University)
 - Brock Hensen (Baseball - Kellogg Community College)
 - Jacob Iddings (Swimming - Calvin College)
 - Chloe Idoni (Basketball - Ferris State University)
 - Josh Kippe (Swimming - Davenport University)
 - Lauren Koscielniak (Soccer - Madonna University)
 - Abbey Lee (Cross Country & Track - Michigan State University)
 - Joseph Loria (Lacrosse - Concordia University)
 - Chase Poulson (Soccer - Northwood University)
 - Minna Ramirez (Lacrosse - Adrian College)
 - Spencer Rivera (Football - Madonna University)
 - Remington Smith (Soccer - Indiana Institute of Technology)
 - Logan Welch (Baseball - Saginaw Valley State University)
 - Reagan Wilson (Cheerleading - Adrian College)
 - Brady Young (Soccer - Northwood University)

- The following coaches were selected as Flint Metro League Coach of the Year:
 - Mr. Kurt Herbstreit, FML Girls Golf Coach of the Year
 - Mr. Matt Sullivan, FML Boys Soccer Coach of the Year
 - Mr. Brad Jones, FML Girls & Boys Swim & Dive Coach of the Year
 - Mr. Jesse Anderson, FML Boys & Girls Cross Country Coach of the Year
 - Mrs. Rebecca Moore, FML Girls Basketball Coach of the Year
 - Mr. Roger Ellis, FML Girls Lacrosse Coach of the Year

- The following coaches received accolades from their peers in the coaching profession:
 - Mr. Shawn Lawrence, MSHBCA All-District Coach of the Year
 - Mr. Tim Hiscock, MHSSCA Girls Ski Coach of the Year

FLINT METRO LEAGUE - ALL LEAGUE AWARDS

	Fall	Winter	Spring	Total
First Team	42	21	49	112
Second Team	19	15	23	57
Third Team	10	3	2	15
Honorable Mention	12	7	11	30
Total	83	46	85	214

All-State Athletes -

- All-State Recognition:
 - Ryan Miller - Football & Track
 - Parker Brady - Football
 - Lance Mercord - Football
 - Adam Jesse - Cross Country
 - Charlotte Cunaud - Girls Golf
 - Chase Poulson - Boys Soccer
 - Alex Flannery - Soccer (HM)
 - Noah Martin - Soccer (HM)
 - Brady Young - Soccer (HM)
 - Chloe Idoni - Volleyball & Basketball (HM)
 - Grace Olsen - Swimming
 - Chloe Wagner - Girls Wrestling
 - Kendra Ryan - Girls Wrestling
 - Ella Turnblom - Girls Wrestling
 - Ethan Pyeatt - Track
 - Noah Sage - Track
 - Brandon Miller - Track
 - Cassandra Campbell - Track
 - Alexa Keiser - Track
 - Lauren Murphy - Girls Soccer
 - Callie Dickens - Girls Soccer (HM)
 - Kiersten Foor - Girls Soccer (HM)
 - Kyle Bliss - Girls Lacrosse (HM)
 - Sarah Reuschlein - Girls Lacrosse (HM)
 - Erin Carter - Softball

- Five members of the Girls' Ski Team participated at MHSAA State Finals:
 - Daisey Horne
 - Emma Hiscock
 - Lara Kemp
 - Rachel Smith
 - Julia Young

- Eleven members of the Boys' Varsity Swim Team participated at MHSAA State Swim Finals:
 - Evan Bartow
 - Noah Maier
 - Joel Diccion
 - Gavin Crews
 - Jack Killian
 - Jake Iddings
 - Josh Kippe
 - Zac Jump
 - Spencer Gabler
 - Alec Maddock
 - Anthony Barnett

- Nine members of the Girls' Varsity Swim & Dive Team participated at the MHSAA State Swim & Dive Finals:
 - Caitlyn Dailey
 - Abigail Dolliver
 - Sabrina Hall
 - Emma Jump
 - Madeline Kazmierski
 - Lillie Kromer
 - Megan Mallard
 - Grace Olsen
 - Morgan Smith

- Seven students of the Girls' Track and Field Team participated at MHSAA State Track Finals:
 - Kaitlin Bayer
 - Cambria Tiemann
 - Abbey Lee
 - Alexa Keiser
 - Cassandra Campbell
 - Taylor Huntoon
 - Hanna Chapin

- Six students from the Boys' Track and Field Team participated at MHSAA State Finals:
 - Adam Jesse
 - Brandon Miller
 - Justin Miller
 - Ryan Miller
 - Ethan Pyeatt
 - Noah Sage

- Five students from the Girls Golf Team participated in the MHSAA State Finals:
 - Charlotte Cunaud
 - Angela Hanners
 - Brook Herbstreit
 - Olivia Herbert
 - Lily Horning

- The following member of Girls Bowling participated in the MHSAA State Finals:
 - Angela Hanners

- The following member of Boys Tennis participated in the MHSAA State Finals:
 - Gabe Hand

- The following member of Gymnastics participated in the MHSAA State Finals:
 - Emma Jump

- The following member of Wrestling participated in the MHSAA State Finals:
 - Jayden Rittenbury

- Three members of the Wrestling Team participated in the MHSAA Girls State Wrestling Finals:
 - Kendra Ryan
 - Chloe Wagner
 - Ella Turnblom

Flint Metro League All-Sports Trophy Standing

FHS Athletes retained the 2018-19 Flint Metro League All-Sports Trophy
FHS has now won the All-Sports Trophy 38 out of 51 years

Tournaments Hosted at Fenton High School Outside Regular Season Contests

MHSAA Post-Season Tournaments

- Pre-District Football
- Girls Diving Regional
- Boys Diving Regional
- Boys Soccer Districts
- Competitive Cheer Regional
- Girls Soccer Districts
- Girls Volleyball Districts
- Wrestling Team Districts
- Girls Lacrosse Regionals

FHS Invitationals

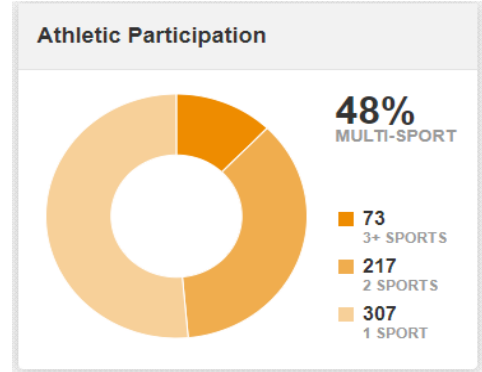
- Genesee County Swim Meets for Boys and Girls Swimming and Diving
- Boys' and Girls' Swim Relays
- Freshmen, Junior Varsity and Varsity Volleyball
- High School Competitive Cheer
- Middle School Competitive Cheer
- Junior Varsity Wrestling
- Varsity Wrestling
- 9th/10th grade Track invitational for Boys and Girls
- Varsity Track Invitational for Boys and Girls
- Middle School League Swim meet

Participation

- FHS sponsored 47 interscholastic high school athletic programs
- FHS athletes participated in over 700 contests
- FHS hired over 500 officials for home contests
- FHS staffed 52 coaching positions
- FHS coordinated 41 volunteer coaching positions
- 597 athletes (including 3 foreign exchange student) participated in at least one sport, representing 50.98% (597/1171) of the students enrolled at FHS.

Participants by Season, Gender, and Grade

- 368 Fall participants
- 227 Winter participants
- 357 Spring participants
- 319 Male participants for the year
- 278 Female participants for the year



	9th Grade Females	9th Grade Males	10th Grade Females	10th Grade Males	11th Grade Females	11th Grade Males	12th Grade Females	12th Grade Males
1 Sport	53	34	36	31	34	50	28	42
2 Sports	28	33	31	46	17	29	16	17
3 or more Sports	10	21	16	9	6	3	4	4
Total	91	88	83	86	57	82	48	63

Fenton High School Revenues as of 6/30/2016

- participation fees waived free lunch (49 x \$220 = **-\$11,000**)
- participation fees reduced (29 x \$110 = **-\$3,190**)
- Participation fees paid (433 = \$95,475)
- participation fees not paid for Club sports 13
- 134 payment plans
- Gate receipts of \$92,747.00 (not including participation fees).

Senior Athletic Scholarship Recipients:

- Leroy Decker Award Recipient Mr. Erin Carter
- Mark Peck Award Recipient Mr. Brock Henson
- Ivan Williams Award Recipient Ms. Chloe Idoni
- Eight Seniors were Kiwanis Student Athlete of the Month Nominees:
 - Cassie Campbell
 - Erin Carter
 - Charlotte Cunaud
 - Caitlyn Dailey
 - Nolan Day
 - Sabrina Hall
 - Chase Poulson
 - Logan Welch
- Chloe Idoni was named Flint Area Kiwanis Student Athlete of the Month Winner.
- Mr. Brock Henson was a State Bank Male Athlete of the Year nominee.
- Ms. Chloe Idoni was the State Bank Athlete of the Year Female Winner.

AGS MIDDLE SCHOOL

Participation

- AGS Middle School sponsored 19 interscholastic middle school athletic programs
- AGS Middle School athletes participated in over 130 contests
- AGS Middle School has hired over 64 officials for home middle school contests
- Staffed 21 coaching positions at AGS Middle School
- 4 volunteer coaching positions at AGS Middle School
- **366 (45%)** athletes in grades 6, 7, 8 participated in at least one sport of the students enrolled at AGS Middle School

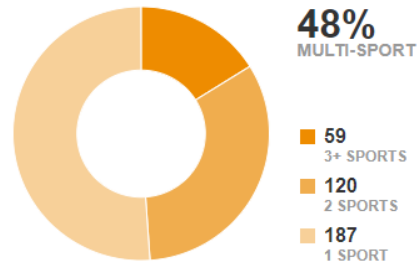
	6 th Grade Males	6 th Grade Females	7th Grade Males	7th Grade Females	8th Grade Males	8th Grade Females
1 Sport	31	30	29	35	27	35
2 Sports	4	13	24	30	26	23
3 Sports	1	3	10	11	15	13
4+ Sports	0	0	1	2	2	1
Total	36	46	64	78	70	72

Participants by Season, Gender

- **189** Fall participants
- **202** Winter participants (Early & Late)
- **204** Spring participants

- **170** Male participants
- **196** Female participants

Athletic Participation



AGS Middle School Revenues As of 6/30/2019

- **57** participation fees waived (57 X \$120 = -\$6,840)
- **16** participation fees reduced (16 X \$60 = -\$960)
- **278** fully paid participation fees (278 = \$33,360)
- **15** payment plans
- Gate receipts total \$17,710

APPENDIX I

10 Year Participation History at Fenton High School

	09-10	10-11	11-12	12-13	13-14	14-15	15-16	16-17	17-18	18-19
Football	104	104	114	105	110	103	95	100	111	107
Girls Basketball	34	38	34	38	33	38	42	38	34	38
Sideline Cheer	24	30	25	31	26	31	30	19	31	31
Girls Cross Country	19	30	24	23	21	21	16	28	28	37
Boys Cross Country	33	31	25	34	26	33	32	38	38	45
Girls Golf	12	14	14	15	15	12	11	11	12	11
Boys Soccer	38	38	44	40	43	44	37	38	41	44
Girls Swim	21	28	24	25	30	31	29	39	35	38
Boys Tennis	24	22	35	32	31	25	19	18	13	19
Boys Basketball	37	40	36	36	39	41	37	39	36	38
Boys Bowling			4	8	9	9	7	5	7	25
Girls Bowling			7	9	8	8	7	6	6	9
Competitive Cheer	23	28	31	25	24	23	29	17	25	28
Gymnastics						1	2	3	5	7
Hockey	21	17	16	11	12	13	6	13	12	14
Boys Ski	9	9	7	6	7	7	12	13	11	10
Girls Ski	10	13	8	6	7	12	13	15	15	13
Boys Swim	18	33	37	35	27	28	32	25	24	24
Volleyball	40	39	39	40	38	39	38	39	38	37
Wrestling	18	17	31	11	28	15	12	25	24	24
Baseball	43	48	44	41	43	43	42	41	41	42
Boys Golf	14	16	16	17	18	15	18	19	16	20
Boys Lacrosse						14	9	24	14	18
Girls Lacrosse						18	27	18	27	39
Girls Soccer	35	42	45	47	37	38	46	44	39	45
Softball	28	24	27	24	25	23	21	30	24	29
Girls Tennis	38	48	52	36	31	30	33	25	27	33
Boys Track	55	61	38	73	53	45	59	89	102	98
Girls Track	32	31	38	52	45	35	27	52	50	51
Total	730	801	815	820	786	795	788	871	886	974
School Enrollment	1250	1211	1207	1163	1163	1106	1108	1174	1160	1171

(Please note: school enrollment does not include students that exceed the age requirement of the MHSAA or who are attending high school for more than 4 years.)

APPENDIX II

Seven Year Participation History at Andrew G. Schmidt Middle School

	09-10	10-11	11-12	12-13	13-14	14-15	15-16	16-17	17-18	18-19
Baseball				11	14	14	15	17	21	18
Football 7	41	37	38	50	28	35	39	21	32	31
Football 8	45	36	30	46	41	34	39	36	32	29
Girls Basketball 7	16	16	15	17	21	20	18	11	18	22
Girls Basketball 8	21	21	14	17	15	17	16	12	15	16
Fall Cheer	24	21	20	19	27	20	12	18	24	37
Girls Cross Country	19	18	10	13	39	34	21	38*	45	27
Boys Cross Country	35	24	25	24	38	42	22	59*	54	31
Girls Swim	32	23	26	31	27	21	28	31*	41	51
Girls Track	79	79	55	58	53	49	47	65*	95	87
Boys Basketball 7	17	18	15	17	17	15	18	20	19	18
Boys Basketball 8	20	16	16	17	18	17	16	16	16	18
Winter Cheer	20	18	29	14	19	10	12	13	13	24
Boys Swim	12	8	19	14	13	23	15	17*	25	17
Boys Track	58	50	48	68	70	63	85	84*	87	82
Softball				16	14	16	16	15	16	20
Volleyball 7	17	20	20	18	20	20	22	20	20	20
Volleyball 8	23	20	24	18	18	20	18	18	18	19
Wrestling	17	28	24	25	20	22	22	23*	30	38
Total	496	453	428	482	512	492	481	534	621	605
School Enrollment	532	515	521	531	778	530	561	820*	818	812
	* includes 6th graders. MHSAA allowed 6th grader participation in only certain sports starting 2016-17									

APPENDIX III

Academic All-League Recipients (Athletes on All-League team for their sport are in **Bold**)

FALL

Name, Sport

Abigail Dolliver, Swim & Dive

Abigail Lee, Cross Country

Adam Jesse, Cross Country

Alexa Keiser, Cross Country

Alexander Flannery, Soccer

Angela Hanners, Golf

Anna Weigle, Volleyball

Brady Triola, Football

Brady Young, Soccer

Breanne Ferranti, Swim & Dive

Brendan Rosa, Football

Brock Henson, Soccer

Brook Herbstreit, Golf

Caitlyn Dailey, Swim & Dive

Cambria Tiemann, Cross Country

Carly Kozlowski, Swim & Dive

Chase Poulson, Soccer

Chloe Idoni, Volleyball

Chloe McKenzie, Volleyball

Delaney Fries, Swim & Dive

Delaney Miesch, Volleyball

Dominic Verna, Tennis

Dylan Davidson, Football

Emma Jump, Swim & Dive

Erin Carter, Volleyball

Ethan Bond, Football

Ethan Gutzeit, Tennis

Eythan Fulton, Football

Gage Bond, Cross Country

Grant Bluthardt, Football

Hanna Chapin, Cross Country

Hunter Wheeler, Cross Country

Jackson Racette, Soccer

Jacob Boulay, Football

Jessica Bright, Volleyball

Joseph Haiss, Cross Country

Kade Lookebill, Football

WINTER

Name, Sport

Evan Bartow, Swim & Dive

Erica Behnfeldt, Basketball

Lauren Bossenberger, Basketball

Jacob Boulay, Basketball

Nickolas Cairnduff, Basketball

Erin Carter, Basketball

Maggie Cates, Comp Cheer

Hanna Chapin, Basketball

Erin Conroy, Basketball

Joel Diccion, Swim & Dive

Mackenzie Durant, Comp Cheer

Holly Fijolek, Comp Cheer

Max Guerra, Bowling

Angela Hanners, Bowling

Madalyn Hayden, Comp Cheer

Brock Henson, Basketball

Lilian Huynh, Comp Cheer

Chloe Idoni, Basketball

Jake Kennedy, Swim & Dive

Jack Killian, Swim & Dive

Alec Kussro, Basketball

Avery Logan, Bowling

Kade Lookebill, Basketball

Aubrey Lynch, Bowling

Noah Maier, Swim & Dive

James McArdle, Basketball

Jaidyn Rogers, Comp Cheer

Brie Sanford, Basketball

Korryn Smith, Basketball

Julia Stocker, Comp Cheer

Tate Temrowski, Bowling

Breanna Trecha, Bowling

Caitlin Visniski, Comp Cheer

Logan Welch, Basketball

Taylor Wire, Comp Cheer

SPRING

Name, Sport

Abigail Lee, Track

Adam Jesse, Track

Alexa Keiser, Track

Aubrey Lynch, Lacrosse

Avery Logan, Track

Brady Triola, Track

Brandon Miller, Track

Brendan Rosa, Track

Brie Sanford, Lacrosse

Brock Henson, Baseball

Brody Stack, Track

Brooke Kienast, Tennis

Caitlin Visniski, Track

Callie Dickens, Soccer

Cambria Tiemann, Track

Carson Borg, Soccer

Christopher LaFave, Track

Delaney Miesch, Soccer

Dominic Krusniak, Track

Drew Follett, Lacrosse

Drew Taylor, Baseball

Dru Hajec, Tennis

Ellie Koester, Track

Emilee Guertin, Lacrosse

Emma Hall, Track

Erin Conroy, Soccer

Gage Bond, Track

Grahm Staib, Baseball

Grant Bluthardt, Track

Grant Carr, Golf

Hanna Chapin, Soccer

Hannah Ludwig, Lacrosse

Holly Fijolek, Lacrosse

Hunter Wheeler, Track

Jackson Racette, Golf

Jacob Novak, Track

James McArdle, Golf

Kyra Schuyler, Cross Country

FALL

Lauren Lamb, Volleyball

Lennon Johnson, Football

Lillie Kromer, Swim & Dive

Lily Horning, Golf

Logan Canada, Cross Country

Logan Harrison, Swim & Dive

Logan Welch, Football

Lucas Claborn, Football

Lydia Podlesak, Volleyball

Madeline Kazmierski, Swim & Dive

Mallorie Johnson, Swim & Dive

Marissa Delecki, Volleyball

Max Guerra, Soccer

Micah Dekraker, Cross Country

Mitchell Scheer, Soccer

Morgan Smith, Swim & Dive

Nickolas Cairnduff, Soccer

Noah Martin, Soccer

Nolan Day, Cross Country

Olivia Herbert, Golf

Peyton Stapp, Cross Country

Rachel Lambert, Cross Country

Remington Smith, Soccer

Remington Stapp, Cross Country

Ryan Miller, Football

Sabrina Hall, Swim & Dive

Samuel Cox, Cross Country

Sydney Acho, Volleyball

Sydney Sahr, Volleyball

Todd Maher, Football

William Smith, Football

Julia Adams, Soccer

SPRING

Kaitlin Gruber, Tennis

Kaytlyn Couch, Lacrosse

Keira Chaffin, Track

Kierra Ryan, Track

Kirsten Foor, Soccer

Korryn Smith, Lacrosse

Kyle Bliss, Lacrosse

Lauren Bossenberger, Track

Lauren Hayden, Soccer

Lauren Koscielniak, Soccer

Lauren Lamb, Soccer

Lennon Johnson, Track

Logan Angel, Baseball

Logan Canada, Track

Logan Welch, Baseball

Lydia Podlesak, Track

Maggie Cates, Lacrosse

Maggie Lutz, Soccer

Makayla Murphy, Soccer

Mallory Lehmann, Soccer

Mary Borg, Tennis

Mason Wheeler, Track

Max Guerra, Track

Micah Dekraker, Baseball

Morgan Rettenmund, Track

Myranda Stark, Track

Noah Maier, Track

Nolan Day, Track

Olivia Szpak, Lacrosse

Orion Schwiderson, Track

Rachel Smith, Lacrosse

Remington Stapp, Track

Ryan Adams, Baseball

Ryan Miller, Track

Samuel Cox, Track

Sarah Reuschlein, Lacrosse

Sarasee Kiran, Tennis

Sydney Acho, Tennis

Sydney Butka, Lacrosse

Taron Masi, Lacrosse

Tymoteusz Barcinski, Track

Vien Sturm, Track

APPENDIX IV

Metro League All-Sports Trophy

ALL-SPORTS TROPHY

2018 Fall Results	<u>GOLF</u>	<u>B. TEN</u>	<u>B SOC</u>	<u>VB</u>	<u>FB</u>	<u>G CC</u>	<u>B CC</u>	<u>G SWIM</u>	Fall Total
Fenton	10	5	10	8	6.5	10	10	7	66.5
Flushing	6	8	4	10	9	8	7	2	54
Holly	7.5	6	3	7	4	3	8	3	41.5
Linden	5	0	7	6	5	7	6	0	36
Swartz Creek	7.5	0	6	2	6.5	6	3	2	33
Brandon	1	2	8	4	9	2	2	1.5	29.5
Clio	2.5	4	5	5	2	5	5	0	28.5
Owosso	2.5	3	1.5	1	1	4	4	5	22
Kearsley	4	1	1.5	3	3	1	1	1.5	16

ALL-SPORTS TROPHY

2018-19 thru Winter season	<u>FALL</u>	<u>WR</u>	<u>GBB</u>	<u>BBB</u>	<u>SWIM</u>	<u>CHR</u>	<u>G BWL</u>	<u>B BWL</u>	<u>WINTER</u>	<u>TOTAL</u>
Fenton	66.5	5.5	10	3.5	7	6	3.5	2	37.5	104.00
Flushing	54	4	7	6.5	2.5	1	8	10	39	93.00
Holly	41.5	10	6	3.5	4	2.5	1	3	30	71.50
Swartz Creek	33	1	5	6.5	2.5	10	7	5	37	70.00
Clio	28.5	7.5	4	8	0	7	6	6	38.5	67.00
Kearsley	16	5.5	8	5	2	8	10	7.5	46	62.00
Linden	36	7.5	1	10	0	2.5	2	1	24	60.00
Owosso	22	3	2.5	1	3	5	5	7.5	27	49.00
Brandon	29.5	2	2.5	2	1	4	3.5	4	19	48.50

<u>ALL-SPORTS</u>											
	Thru	Girls	Girls	Boys	Boys	Girls			Girls	Spring	FINAL
Final	Winter	Soccer	Tennis	Golf	Track	Track	Softball	Baseball	Lax	Total	TOTAL
Fenton	104.00	10	3	9	10	10	7	7	2.5	58.50	162.50
Flushing	93.00	8	7	5.5	7	8	3	10	1.5	50.00	143.00
Swartz Creek	70.00	4	4	9	8	4	5	5.5	1.5	41.00	111.00
Holly	71.50	6	9	7	2	7	2	4	1.5	38.50	110.00
Linden	60.00	7	0	5.5	4	6	9	8	2.5	42.00	102.00
Clio	67.00	5	6	3	5.5	1	4	5.5	0	30.00	97.00
Kearsley	62.00	1	5	2	5.5	3	6	3	0	25.50	87.50
Owosso	49.00	2	2	1	3	2	9	1	0	20.00	69.00
Brandon	48.50	3	1	4	1	5	1	2	0.5	17.50	66.00

APPENDIX V

Five Year Athletic Revenue History at Fenton High School

	2014-15 Projected	2014-15 Actual	2015 - 16 Projected	2015 - 16 Actual	2016-17 Projected	2016-17 Actual	2017-18 Projected	2017-18 Actual	2018-19 Projected	2018-19 Actual
Varsity Football	\$32,000.00	\$35,367.76	\$32,000.00	\$40,307.00	\$ 32,000.00	\$ 32,562.00	\$32,000.00	\$34,277.00	\$ 33,769.00	\$ 33,770.90
JV Football	\$6,500.00	\$7,114.91	\$6,500.00	\$6,603.00	\$ 6,500.00	\$ 7,127.00	\$6,500.00	\$5,711.00	\$ 5,711.00	\$ 9,547.00
Var B Basketball	\$17,000.00	\$16,188.00	\$17,000.00	\$14,339.00	\$ 17,000.00	\$ 15,895.00	\$17,000.00	\$11,668.00	\$ 11,668.00	\$ 11,969.00
9th B Basketball	\$1,800.00	\$1,685.00	\$1,800.00	\$2,598.00	\$ 1,800.00	\$ 4,095.00	\$1,800.00	\$1,480.00	\$ 1,480.00	\$ 2,230.00
Var G Basketball	\$3,000.00	\$2,040.00	\$3,000.00	\$2,405.00	\$ 3,000.00	\$ 3,003.00	\$3,000.00	\$3,730.00	\$ 3,730.00	\$ 3,855.00
9th G Basketball	\$1,000.00	\$2,692.00	\$1,000.00	\$1,755.00	\$ 1,000.00	\$ 1,325.00	\$1,000.00	\$1,270.00	\$ 1,325.00	\$ 940.00
Wrestling	\$800.00	\$970.00	\$800.00	\$1,877.00	\$ 800.00	\$ 800.00	\$800.00	\$1,190.00	\$ 1,190.00	\$ 1,170.00
G Swim/Dive	\$1,500.00	\$1,645.20	\$1,500.00	\$2,325.00	\$ 1,500.00	\$ 3,569.00	\$1,500.00	\$1,177.00	\$ 1,177.00	\$ 4,605.00
B Swim/Dive	\$1,200.00	\$1,305.00	\$1,200.00	\$1,175.00	\$ 1,200.00	\$ 1,345.00	\$1,200.00	\$770.00	\$ 1,345.00	\$ 2,235.00
Volleyball	\$2,800.00	\$4,556.00	\$2,800.00	\$5,756.00	\$ 2,800.00	\$ 5,695.00	\$2,800.00	\$6,305.00	\$ 6,305.00	\$ 5,705.00
B Soccer	\$3,000.00	\$4,846.00	\$3,000.00	\$4,570.00	\$ 3,000.00	\$ 3,849.15	\$3,000.00	\$4,285.50	\$ 4,285.00	\$ 5,227.00
G Soccer	\$3,000.00	\$4,766.18	\$3,000.00	\$5,044.00	\$ 3,000.00	\$ 4,025.00	\$3,000.00	\$4,730.00	\$ 4,025.00	\$ 4,130.00
Track	\$700.00	\$2,020.00	\$700.00	\$2,235.00	\$ 700.00	\$ 2,860.00	\$700.00	\$2,620.00	\$ 2,860.00	\$ 5,363.00
Cheerleading	\$0.00	\$1,290.00	\$0.00	\$0.00	\$ -		\$1,000.00	\$1,925.00	\$ 1,925.00	\$ -
Host MHSAA	\$1,500.00	\$1,500.00	\$1,500.00	\$1,500.00	\$ 1,500.00	\$ 1,500.00	\$2,000.00	\$2,000.00	\$ 2,000.00	\$ 2,000.00
Family Pass	\$12,000.00	\$11,120.00	\$12,000.00	\$9,940.71	\$ 12,000.00	\$ 9,645.00	\$9,600.00	\$7,140.00	\$ 9,705.00	\$ 6,450.00
Pay to Participate	\$87,000.00	\$81,200.00	\$87,000.00	\$92,854.00	\$87,000.00	\$96,860.00	\$96,000.00	\$100,885.00	\$ 97,095.00	\$ 109,402.50
TOTAL	\$174,800.00	\$180,306.05	\$174,800.00	\$195,283.71	\$174,800.00	\$194,155.15	\$182,900.00	\$191,163.50	\$ 189,595.00	\$ 208,599.40

APPENDIX VI

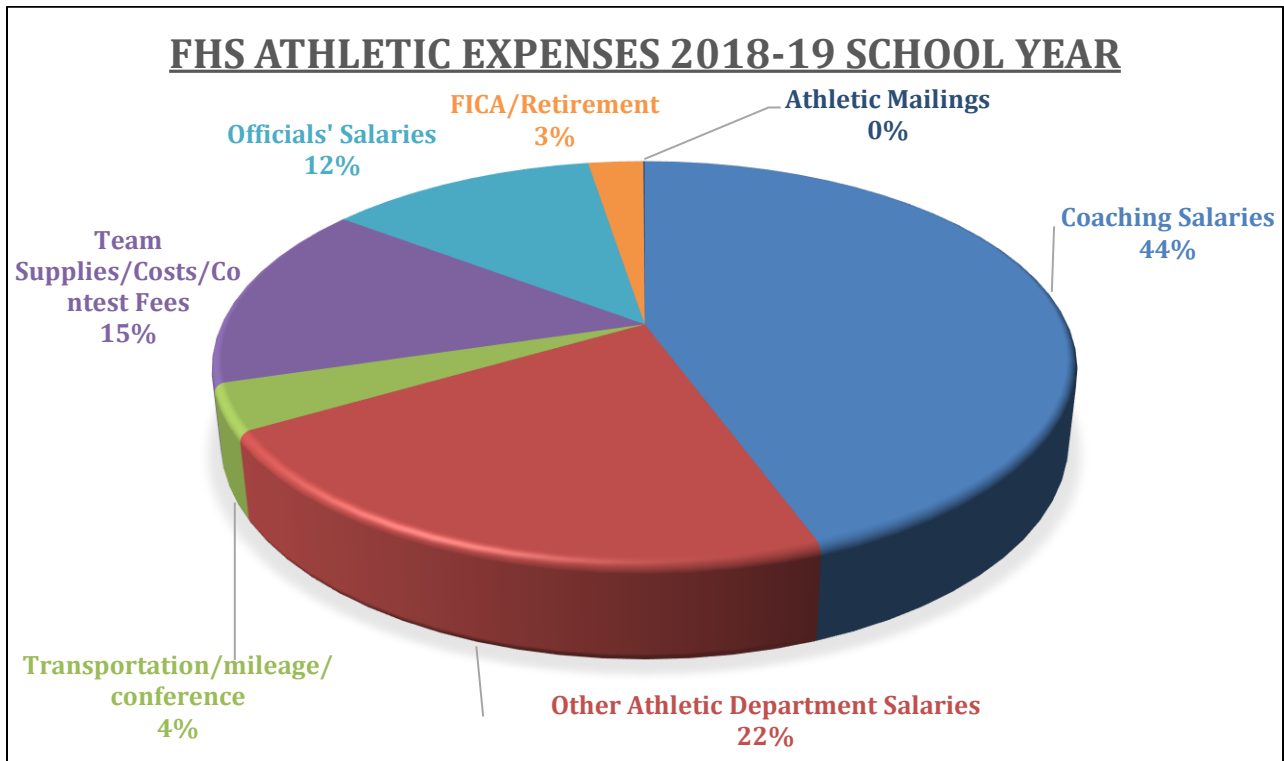
Five Year Athletic Revenue History at Andrew G. Schmidt Middle School

	2014-15 Projected	2014 - 15 Actual	2015 - 16 Projected	2015 - 16 Actual	2016-17 Projected	2016-17 Actual	2017-18 Projected	2017-18 Actual	2018-19 Projected	2018-19 Actual
Football	\$3,000.00	\$3,298.01	\$3,000.00	\$6,998.00	\$ 3,000.00	\$ 4,188.00	\$ 3,000.00	\$3,813.91	\$ 3,814.00	\$ 3,039.00
Boys Basketball	\$2,500.00	\$2,830.00	\$2,500.00	\$3,024.00	\$ 2,500.00	\$ 3,123.00	\$ 2,500.00	\$2,766.75	\$ 3,123.00	\$ 2,388.00
Girls Basketball	\$1,500.00	\$2,142.35	\$1,500.00	\$2,095.00	\$ 1,500.00	\$ 2,028.00	\$ 1,500.00	\$2,100.00	\$ 2,100.00	\$ 3,632.00
Wrestling	\$500.00	\$619.00	\$500.00	\$801.00	\$ 500.00	\$ 699.00	\$ 500.00	\$1,072.75	\$ 1,072.00	\$ 761.00
Swim	\$1,000.00	\$697.00	\$1,000.00	\$1,210.00	\$ 1,000.00	\$ 1,919.00	\$ 1,000.00	\$2,791.00	\$ 2,791.00	\$ 3,136.00
Volleyball	\$2,000.00	\$2,447.00	\$2,000.00	\$2,658.00	\$ 2,000.00	\$ 2,448.00	\$ 2,000.00	\$3,021.10	\$ 3,021.00	\$ 2,279.00
Track	\$1,500.00	\$2,738.00	\$1,500.00	\$3,798.00	\$ 1,500.00	\$ 3,069.00	\$ 1,500.00	\$2,540.00	\$ 3,069.00	\$ 2,475.00
Student Fees	\$17,500.00	\$29,550.00	\$17,500.00	\$27,770.00	\$ 17,500.00	\$ 25,365.00	\$ 25,000.00	\$31,855.00	\$29,240.00	\$36,318.00
Family Pass	\$600.00	\$200.00	\$600.00	\$1,160.00	\$ 600.00	\$ 660.00	\$ 600.00	\$1,000.00	\$ 660.00	\$ 1,200.00
Total	\$30,100.00	\$44,521.36	\$30,100.00	\$49,514.00	\$ 30,100.00	\$ 43,499.00	\$ 37,600.00	\$50,960.51	\$48,890.00	\$55,228.00

APPENDIX VII - Budget Analysis

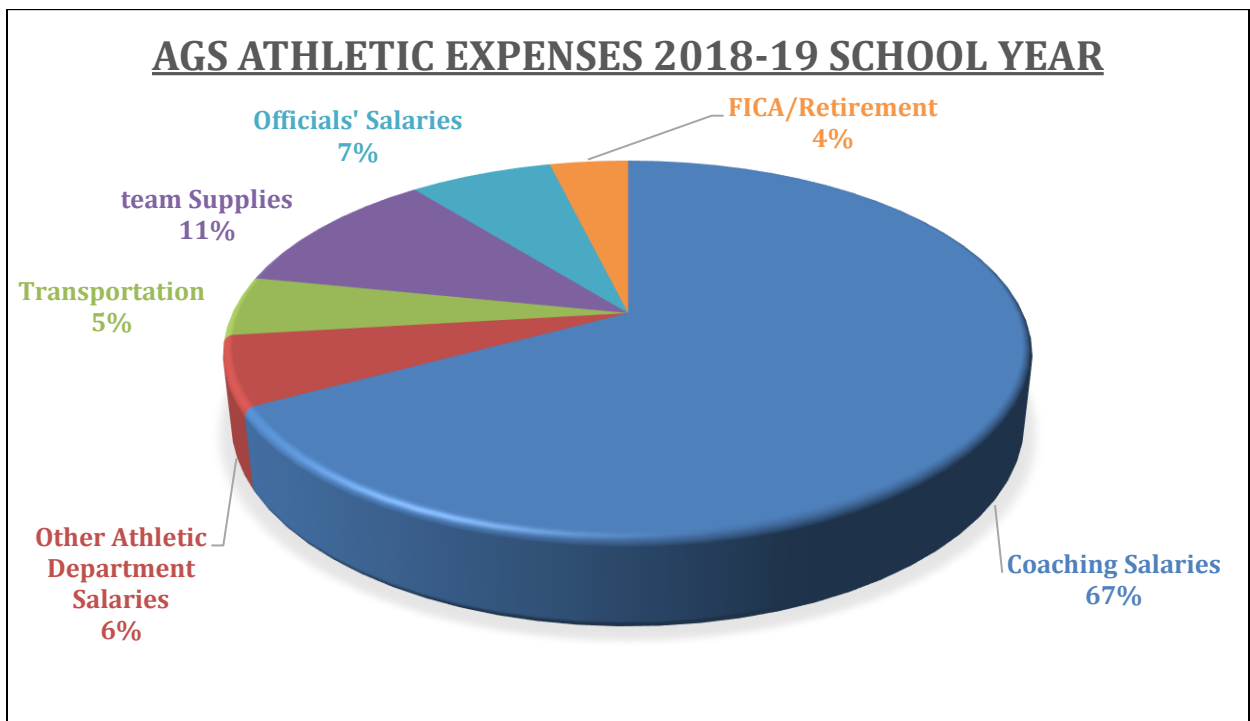
FHS Athletic Expenses 2018-19 School Year

Coaching Salaries	\$176,303.78
Other Athletic Department Salaries	\$87,982.96
Transportation/mileage/conference	\$14,900.22
team Supplies/Costs	\$59,550.21
Officials' Salaries	\$48,100.00
FICA/Retirement	\$9,866.18
Athletic Mailings	\$235.42
Total Expense	\$396,938.77



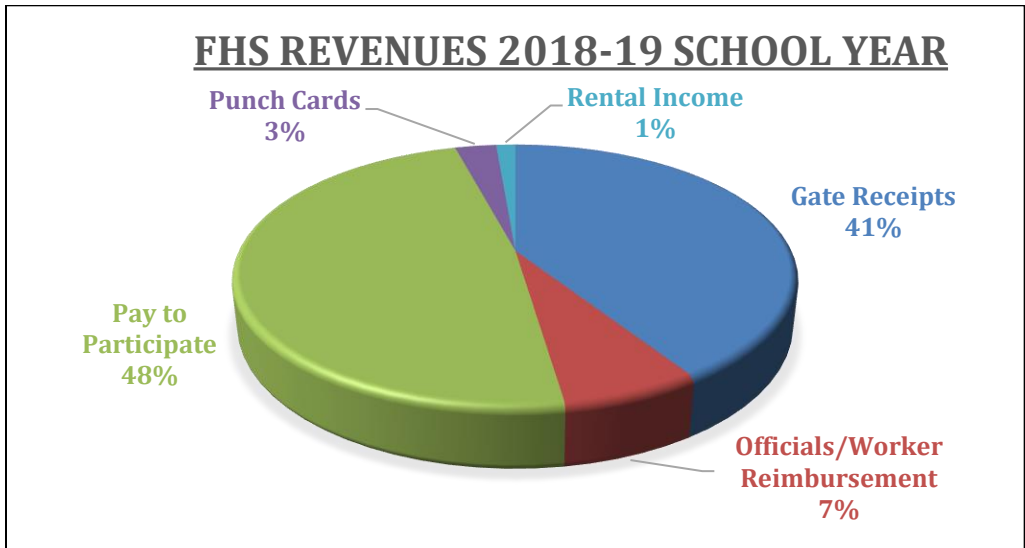
AGS Athletic Expenses 2018-19 School Year

Coaching Salaries	\$42,773.83
Other Athletic Department Salaries	\$3,830.00
Transportation	\$3,256.74
team Supplies	\$7,083.47
Officials' Salaries	\$4,400.00
FICA/Retirement	\$2,409.28
Total Expense	\$63,753.32



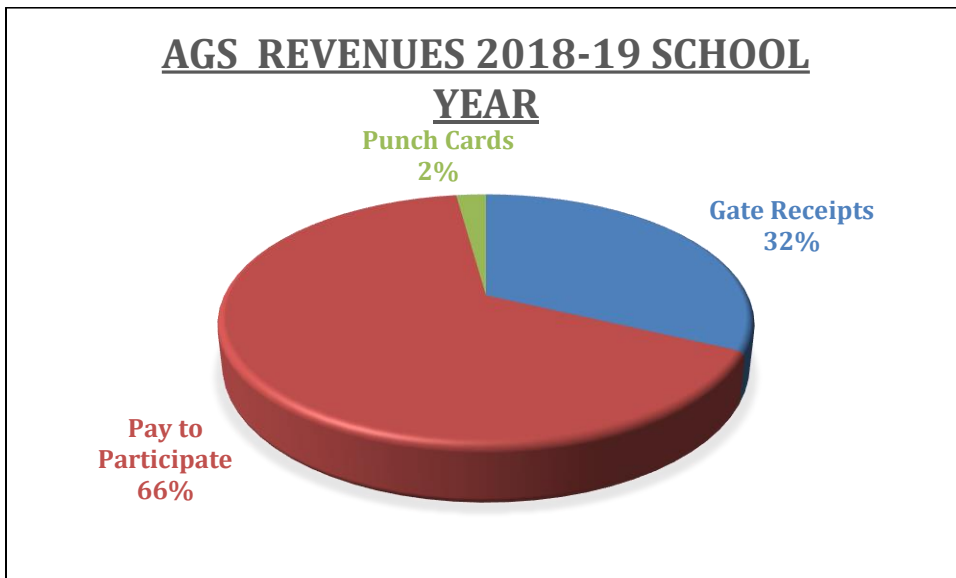
FHS Revenues 2018-19 School Year

Gate Receipts	\$92,747.00
Officials/Worker Reimbursement	\$15,376.75
Pay to Participate	\$109,402.50
Punch Cards	\$6,450.00
Rental Income	\$3,000.00
Total Revenue	\$226,976.25



AGS Revenues 2018-19 School Year

Gate Receipts	\$17,710.00
Pay to Participate	\$36,318.00
Punch Cards	\$1,200.00
Total Revenue	\$55,228.00



Total Expense for 2018-19 School Year	
AGS Total	\$63,753.32
FHS Total	\$396,938.77
Combined Total	\$460,692.09

Athletics Total Cost to FAPS	
AGS FINAL COST	(\$8,525.32)
FHS TOTAL COST	(\$169,962.52)
FAPS FINAL COST	(\$178,487.84)

Total Revenues for 2018-19 School Year	
AGS Total	\$55,228.00
FHS Total	\$226,976.25
Combined Total	\$282,204.25

Final percent of the FAPS Annual budget as a percent of Expenditures is:

$$\mathbf{\$178,487.84 / \$33,526,460 = 0.53\%}$$