

# FENTON AREA PUBLIC SCHOOLS ATHLETIC DEPARTMENT

2016-17



## **ANNUAL REPORT**

Submitted by: Michael S. Bakker, CMAA  
District Athletic Director  
Fenton Area Public Schools

# **2016-17 ATHLETIC REPORT**

## **Table of Contents**

- I. Memorandum to the FAPS Board of Education
- II. Overview of Communication, Sportsmanship, Professional Activities, Fundraising
- III. Fenton High School
  - a) Academic Accomplishments
  - b) Athletic Achievements
  - c) Flint Metro League All-Sports Trophy
  - d) Tournaments Hosted at Fenton High School outside Regular Season Contests
  - e) Participation
  - f) Fenton High School Revenues
  - g) Senior Athletic Scholarship Finalists
- IV. AGS Middle School
  - a) Participation
  - b) Revenues

### **APPENDICES**

- I Ten Year Participation History at Fenton High School
- II Seven Year Participation History at Andrew G Schmidt Middle School
- III Academic All-League Recipients
- IV Flint Metro League All Sports Trophy Race
- V Five Year Athletic Revenue History at Fenton High School
- VI Five Year Athletic Revenue History at Andrew G Schmidt Middle School
- VII Budget Analysis



**Fenton High School Athletic Department**  
**Michael Bakker, CMAA District Athletic Director**  
**Lisa Fijolek, Athletic Secretary**  
**Office # (810)591-2999 Fax # (810)591-2624**

TO: Dr. Adam Hartley and the Fenton Area Public Schools Board of Education  
FROM: Michael Bakker, CMAA  
Date: November 13, 2017  
RE: 2016-17 Athletic Annual Report

The student athletes of the 2016-17 school year have continued to build on the traditions of the past while raising the bar higher for future generations. As with previous years, student athletes have continued to reap the benefits of participation in interscholastic athletics including character, discipline, leadership, teamwork, and sportsmanship. The Fenton Area Public School District coaches continue to expect our student athletes to be quality citizens, model students and hard-working athletes; and our athletes have answered that call.

The Fenton Area Public Schools' athletic program has many people to thank for its continued success this year. The first and most obvious goes to the coaches for their countless hours of dedicated service both on and off the field.

The next note of thanks goes to Mitch Smelis who has been with Fenton High School, via Physiotherapy Associates (now NovaCare), for twenty years of service to FAPS as he continues to go above and beyond the call of duty for our student athletes in order to provide for their safety and speedy recovery from injuries. Additionally, Mitch has taken the lead on CPR/AED training in our district and has been instrumental in providing training to coaches and staff alike.

This past year, Tina Imeson, our former Administrative Assistant retired and was replaced by Ashley Chalut. Ashley, a recent U of M Flint graduate, who joined the staff after multiple years of working with the Hartland High School Athletic Department during her high school and collegiate days. Ashley assists in coordinating many tasks of the athletic department. Here are just a few of the many jobs that Ashley does to help the athletic department run smoothly:

- on a daily basis she provides the coaches and me with the comfort of knowing that paperwork will be on time and completed accurately,
- verifies that schedule conflicts will be minimal
- prepares cash boxes, rosters, and eligibility forms
- verifies officials will be here for scheduled contests

I would like to thank Dr. Adam Hartley, Dr. Doug Busch, Mr. Mark Suchowski, Mrs. Laura Lemke, Mrs. Heidie Ciesielski, and Mr. Eric Rettenmund, for their continued support. Without their leadership and continued support, I would not have the opportunity to continue to work with the fine student athletes and coaches of FAPS.

As you will see in the attached annual report, FAPS has had a tremendously successful year in athletics. We recently secured our 36th Flint Metro League All-Sports Trophy while capturing numerous league and state accolades.

Respectfully Submitted,

Michael S. Bakker, CMAA  
District Athletic Director

## OVERVIEW

### IN ADDITION TO ATHLETIC CONTESTS

#### **Communication:**

- Fall, Winter and Spring Meet the Team Evenings at FHS
- Fall, Winter and Spring Parent/Coaches' meeting
- Athletic Department publishes an Athletic Handbook for Fenton High School and AGS Middle School
- Athletic Newsletter for incoming freshmen and all students (available on our website)
- Athletic webpage ([www.fentonathletics.org](http://www.fentonathletics.org)) for Fenton High School, AGS Middle School and expanded Team web pages
  - Over 15,000 monthly hits
- Facebook, Instagram, and Twitter accounts that gain followers weekly
  - 1,618 Twitter Followers
  - 1,192 Facebook Followers
  - 352 Instagram Followers
- MHSAA.com athletic schedules and notifications

#### **Sportsmanship:**

Fenton High School has received 10 letters of sportsmanship from Flint Metro League schools for exhibiting the best sportsmanship at league events during the 2016-17 seasons. Sportsmanship recognition was earned by the following sports:

- Girls Swim & Dive
- Girls Bowling
- Boys Basketball
- Girls Basketball (2)
- Boys Swim & Dive (3)
- Baseball
- Girls Soccer (2)

#### **Professional Activities:**

- Athletic Director served on the MHSAA Wrestling, Wrestling Officials, Officials Review Committee, and MHSAA Scholar Athlete Awards Committees
- Athletic Director was Past President of Michigan Interscholastic Athletic Administrator Association (servicing 600 member schools)
- Athletic Director is the President of the Greater Flint Athletic Administrators Association
- Athletic Director and Athletic Trainer are certified American Heart Association CPR/First Aid/AED instructors
- Athletic Director attends monthly Flint Metro League meetings for high school and middle school activities
- Athletic Director is a presenter and presider at the yearly MIAAA Athletic Directors Conference. Presented sessions on Annual Reports and taught two NIAAA Leadership Training Courses
- Athletic Director is the Flint Metro League Representative to the Flint Kiwanis Athlete of the Month/Year Committee
- Head Coaches and Assistant Coaches are members of their respective coaches associations
- Head Coaches and Assistant Coaches attend coaches' clinics

- Baseball, Boys' and Girls' Basketball, Football, Girls' and Boys' Soccer, Tennis, Competitive & Sideline Cheer, and Volleyball offer camps/clinics for elementary and middle school students and coaches
- Varsity Swim Coach is a member of the Michigan Interscholastic Swim Coaches' Association Board of Directors

### **Fundraising:**

- Teams raised funds through a variety of different activities:
  - Bake Sales
  - Discount Card Sales
  - Returnable Bottle Drives
  - Concession Sales at FHS and other venues
  - Letter writing campaigns
  - Hosting Invitationals
  - Advertising
- The Athletic Department completed fundraising by:
  - Concession Sales at events
  - Hosting MHSAA State Tournaments at District and Regional levels

# **Fenton High School Athletics**

## **Fenton High School Academic Accomplishments**

- 26 FHS Students in 2016-17 received individual All-State Academic recognition:
  - Cambria Tiemann (Cross Country)
  - Elizabeth Thomas (Volleyball)
  - Erin Kaye (Volleyball)
  - Elise Delecki (Volleyball)
  - Elise Cassidy (Swimming)
  - Emma Cagle (Swimming)
  - Haylee Skank (Swimming)
  - Jack Hall (Swimming)
  - Justin Beemer (Swimming)
  - Madeleine Welch (Swimming)
  - Nolan Lawrence (Baseball)
  - Matt Sullivan (Baseball)
  - Logan Carter (Softball)
  - Nathan Rumbles (Lacrosse)
  - Keegan Pombier (Football)
  - Chase Coselman (Soccer)
  - Justin Beemer (Soccer)
  - Robert Temple (Soccer)
  - Connor Horgan (Soccer)
  - Liam Adams (Soccer)
  - Logan Moore (Soccer)
  - Mikko Houtari (Soccer)
  - Jacob Newblatt (Soccer)
  - Nolan Suydam (Soccer)
  - Patrick Conroy (Soccer)
  - Andrew Bond (Cross Country)
  
- Ten members of the class of 2017 received MHSAA Scholar Athlete recognition:
  - Meaghan McArdle
  - Madeleine Welch
  - Taylor Mowery
  - Patrick Conroy
  - Dominic Dimambro
  - Jarrett Smith
  - Mikko Huotari
  - Greg Lukas
  - Elise Cassidy
  - Justin Beemer
  
- Justin Beemer of the class of 2017, was one of 32 Winners for the MHSAA Scholar Athlete Scholarship

- 193 Flint Metro League Scholar Athlete Awards given to FHS student athletes
  - 89 Fall Athletes
  - 33 Winter Athletes
  - 71 Spring Athletes
- Team Academic All-State Honors
  - Girls Basketball (3.779412 GPA – Honorable Mention)
  - Boys Basketball (3.4386 GPA – Honorable Mention)
  - Football (3.837 GPA – 9<sup>th</sup> place)
  - Softball (3.53 GPA – no rankings listed)
  - Boys Alpine Ski (3.4864 GPA – 9<sup>th</sup> place)
  - Volleyball (3.65 GPA – no rankings listed)
  - Boys Swim & Dive (3.47 – 10<sup>th</sup> place)
  - Girls Swim & Dive (3.57 – 15<sup>th</sup> place)
  - Wrestling (3.003)

### **Grade Point Averages**

	<b><i>Female Athletes (by Grade)</i></b>	<b><i>Female non- Athletes (by Grade)</i></b>		<b><i>Male Athletes (by Grade)</i></b>	<b><i>Male non- Athletes (by Grade)</i></b>
<b>9th</b>	3.385	2.895	<b>9th</b>	3.196	2.628
<b>10th</b>	3.517	3.128	<b>10th</b>	3.020	2.593
<b>11th</b>	3.389	3.188	<b>11th</b>	3.224	2.670
<b>12th</b>	3.608	3.281	<b>12th</b>	3.351	2.695
<b>Overall</b>	3.475	3.123	<b>Overall</b>	3.197	2.647

## **VARSITY TEAM GPA DATA**

<b>Varsity Team</b>	<b>Varsity Average GPA</b>	<b>Number of Varsity Players with 3.0 or Higher GPA</b>
Baseball	3.511	84.62%
Basketball (Boys)	3.44	83.33%
Basketball (Girls)	3.782	100.00%
Bowling (Boys)	2.989	60.00%
Bowling (Girls)	3.134	50.00%
Competitive Cheer	3.218	76.47%
Cross Country (Boys)	3.418	82.05%
Cross Country (Girls)	3.78	96.15%
Football	3.127	60.00%
Golf (Boys)	3.302	73.68%
Golf (Girls)	3.398	70.00%
Gymnastics	3.822	100.00%
Hockey	3.074	61.54%
Lacrosse (Boys)	2.801	50.00%
Lacrosse (Girls)	3.38	77.78%
Sideline Cheer	3.3	80.00%
Ski (Boys)	3.521	76.92%
Ski (Girls)	3.753	93.33%
Soccer (Boys)	3.434	87.50%
Soccer (Girls)	3.456	88.00%
Softball	3.595	92.86%
Swim & Dive (Boys)	3.455	78.57%
Swim & Dive (Girls)	3.496	78.95%
Tennis (Boys)	3.422	92.86%
Tennis (Girls)	3.434	62.50%
Track & Field (Boys)	3.24	67.44%
Track & Field (Girls)	3.559	85.11%
Volleyball	3.745	92.86%
Wrestling	3.003	46.15%



# **ATHLETIC ACHIEVEMENTS**

## **FLINT METRO LEAGUE TITLES**

### **FALL TEAMS**

- Football (6<sup>th</sup> consecutive)
- Volleyball (2<sup>nd</sup> consecutive)
- Boys Soccer
- Girls Swim & Dive (13<sup>th</sup> consecutive)
- Boys Cross Country
- Girls Cross Country
- Girls Golf (2<sup>nd</sup> consecutive)

### **WINTER TEAMS**

- Boys Swim (6<sup>th</sup> consecutive)

### **SPRING TEAMS**

- Boys Golf
- Boys Track & Field
- Girls Track & Field (2<sup>nd</sup> consecutive)
- Baseball

## **MHSAA TITLES WON TEAM AND INDIVIDUAL**

### **FALL SPORTS**

- District Title
  - Volleyball
  - Boys Soccer
  - Football
- Regional Title
  - Boys Soccer
  - Volleyball
  - Taylor Shegos – Diving
  - Andrew Bond – Cross Country
- State Semifinal Appearance
  - Volleyball (first time in Class A)
  - Boys Soccer (first time in school history)

### **WINTER SPORTS**

- District Title
  - Girls Basketball
- Regional Title
  - Zoe Weinberg (Ski)
- State Title
  - Zoe Weinberg (Ski – Giant Slalom)

## **MHSAA TITLES WON TEAM AND INDIVIDUAL**

### **SPRING SPORTS**

- Regional Titles
  - Girls Track – 4 X 100 M Relay
  - Boys Track – Zach West – 100 M Dash
  - Boys Track – Zach West – 400 M Dash
  - Boys Track – Dominic Dimambro – 3200 M Run
  - Boys Track – 4 X20 M Relay
- State Titles
  - Dominic Dimambro – Boys Track 3200 M Run
- 23 seniors have signed letters of intent to participate in collegiate athletics:
  - Reid Thompson (Football – Wayne State University)
  - Jarrett Smith (Football – Oberlin College)
  - Elise Cassidy (Swimming – Oakland University)
  - Grace Siefker (Swimming – Albion College)
  - Taylor Mowery (Softball – Sienna Heights University)
  - Logan Carter (Softball – Western Michigan University)
  - Jessica Warford (Volleyball – Ferris State University)
  - Andrew Bond (Cross Country/Track – Saginaw Valley State University)
  - Dominic Dimambro (Cross Country/Track – University of Michigan)
  - John Gillman (Baseball – Hope College)
  - Abby Quesnelle (Soccer – Notre Dame College)
  - Troy Smigelski (Baseball – Albion College)
  - Madaline Hall (Track & Field – Oakland University)
  - Jenna Keiser (Cross Country & Track – Saginaw Valley State University)
  - Jacob Henard (Baseball – Rochester College)
  - Chase Coselman (Baseball – Kalamazoo College)
  - Eryn Isaacson (Women's Ice Hockey – Trine University)
  - Christian Frazier (Football – Southwest Baptist University)
  - Cameron Mathews (Swimming – Saginaw Valley State University)
  - Skylar Parks (Lacross – Sienna Heights)
  - Miranda Campbell (Soccer – WVU Tech)
  - Blake Garrison (Baseball – Mott Community College)
  - Zach West (Track & Field – Eastern Michigan University)
- The following coaches were selected as Flint Metro League Coach of the Year:
  - Mr. Jerry Eisinger, FML Volleyball Coach of the Year
  - Mr. Kurt Herbstreit, FML Boys Golf Coach of the Year
  - Mr. Anthony McMillan, FML Boys Track Coach of the Year
  - Mrs. Melanie Hall, FML Girls Track Coach of the Year
  - Mr. Brad Jones, FML Girls & Boys Swim & Dive Coach of the Year
  - Mr. Shawn Lawrence, FML Baseball Coach of the Year
  - Mr. Jesse Anderson, FML Boys & Girls Cross Country Coach of the Year
  - Mr. Jeff Setzke, FML Football Coach of the Year

- The following coaches received accolades from their peers in the coaching profession:
  - Mr. Jeff Setzke, MHSFCA Regional Coach of the Year

### **FLINT METRO LEAGUE - ALL LEAGUE AWARDS**

	<b>Fall</b>	<b>Winter</b>	<b>Spring</b>	<b>Total</b>
<b>First Team</b>	51	14	38	103
<b>Second Team</b>	23	17	20	60
<b>Third Team</b>	6	7	14	27
<b>Honorable Mention</b>	13	7	12	32
<b>Total</b>	93	45	84	222

### **All-State Athletes**

- All-State Recognition:
  - Andrew Bond – Cross Country and Track (3200 Meter Run)
  - Cambria Tiemann – Cross Country
  - Alexa Keiser – Cross Country
  - Reid Thompson – Football
  - Chloe Idoni – Basketball (Honorable Mention)
  - Jessica Warford – Volleyball (Honorable Mention)
  - Liam Adams – Soccer
  - Logan Carter – Softball (Honorable Mention)
  - Zoe Weinberg – Skiing (GS and Slalom)
  - Molly Gundry – Golf (Honorable Mention)
  - Keegan Miller – Golf (Honorable Mention)
  - Taylor Shegos – Diving
  - Elise Cassidy – Swimming (100 Backstroke)
  - Zach West – Track (100 Meter Dash, 200 Meter Dash, 400 Meter Dash)
  - Dominic Dimambro – Track (3200 Meter Run)
- The following member of the Girls' Ski Team participated at MHSAA State Finals:
  - Zoe Weinberg
- Three members of the Boys' Varsity Swim Team participated at MHSAA State Swim Finals:
  - Kyle Banner
  - Ethan Krantz
  - Evan Bartow
- Eight members of the Girls' Varsity Swim Team participated at the MHSAA State Swim Finals:
  - Caitlyn Dailey
  - Taylor Shegos
  - Carly Kozlowski
  - Sabrina Hall
  - Grace Siefker
  - Cameron Mathews
  - Lauren Gruber
  - Elise Cassidy

- Seven students of the Girls' Track and Field Team participated at MHSAA State Track Finals:
  - Madaline Hall
  - Alexa Keiser
  - Cambria Tiemann,
  - Cassie Campbell
  - Hannah Chapin
  - Kiley Aldred
  - Jenna Keiser
- Seven students from the Boys' Track and Field Team participated at MHSAA State Finals:
  - Andrew Bond
  - Dominic Dimambro
  - Zach West
  - Drew Miller
  - Ethan Pyeatt
  - Keegan Pombier
  - Josh Maher
- One student from the Boys' Cross Country Team participated in the MHSAA State Finals:
  - Andrew Bond
- Two students from the Girls' Cross Country Team participated in the MHSAA State Finals:
  - Cambria Tiemann
  - Alexa Keiser

## **Flint Metro League All-Sports Trophy Standing**

FHS Athletes retained the 2016-17 Flint Metro League All-Sports Trophy  
FHS has now won the All-Sports Trophy 36 out of 49 years

## **Tournaments Hosted at Fenton High School Outside Regular Season Contests**

### **MHSAA Post-Season Tournaments**

- Pre-District Football
- Girls Diving Regional
- Boys Diving Regional
- Boys Soccer Regional
- Competitive Cheer Regional
- Girls Soccer Regional
- Boys Tennis Division 2 State Final
- Girls Tennis Division 2 State Final

### **FHS Invitationals**

- Genesee County Swim Meets for Boys and Girls Swimming and Diving
- Boys' and Girls' Swim Relays
- Freshmen, Junior Varsity and Varsity Volleyball
- High School Competitive Cheer
- Middle School Competitive Cheer
- Junior Varsity Wrestling
- Varsity Wrestling
- 9<sup>th</sup>/10<sup>th</sup> grade Track invitational for Boys and Girls
- Middle School League Swim meet

## **Participation**

- FHS sponsored 47 interscholastic high school athletic programs
- FHS athletes participated in over 700 contests
- FHS hired over 500 officials for home contests
- FHS staffed 52 coaching positions
- FHS coordinated 41 volunteer coaching positions
- 508 athletes (including 3 foreign exchange student) participated in at least one sport, representing 43.27% (508/1174) of the students enrolled at FHS.

### Participants by Season, Gender, and Grade

- 330 Fall participants
- 199 Winter participants
- 342 Spring participants
- 280 Male participants for the year
- 228 Female participants for the year

### Participants by Season, Gender, and Grade

	9th Grade Males	9th Grade Females	10th Grade Males	10th Grade Females	11th Grade Males	11th Grade Females	12th Grade Males	12th Grade Females
<b>1 Sport</b>	43	37	43	32	27	33	35	34
<b>2 Sports</b>	35	26	20	28	25	15	19	10
<b>3 Sports</b>	9	7	11	6	7	5	6	5
<b>Total</b>	87	60	74	66	59	53	60	49

### Fenton High School Revenues as of 6/30/2016

- participation fees waived free lunch (49 x \$220 = **-\$11,000**)
- participation fees reduced (29 x \$110 = **-\$3,190**)
- Participation fees paid (433 = \$95,475)
- participation fees not paid for Club sports 13
- 134 payment plans
- Gate receipts of \$86,850.90 (not including participation fees).

### Senior Athletic Scholarship Recipients:

- Leroy Decker Award Recipient Mr. Justin Beemer
- Mark Peck Award Recipient Mr. Dominic Dimambro
- Ivan Williams Award Recipient Ms. Taylor Mowery
- Six Seniors were Kiwanis Student Athlete of the Month Nominees:
  - Kiley Aldred (Volleyball)
  - Justin Beemer (Swimming)
  - Elise Cassidy (Swimming)
  - Logan Carter (Softball)
  - Dominic Dimambro (Cross Country)
  - Zoe Weinberg (Ski)

- Four Seniors were named Flint Area Kiwanis Student Athlete of the Month Winners:
  - Andrew Bond (Cross Country)
  - Liam Adams (Soccer)
  - Chase Coselman (Baseball)
  - Reid Thompson (Football)
- Mr. Dominic Dimambro was the State Bank Male Athlete of the Year nominee.
- Ms. Taylor Mowery was the State Bank Athlete of the Year nominee.

# **AGS MIDDLE SCHOOL**

## **Participation**

- AGS Middle School sponsored 19 interscholastic middle school athletic programs
- AGS Middle School athletes participated in over 128 contests
- AGS Middle School has hired over 64 officials for home middle school contests
- Staffed 21 coaching positions at AGS Middle School
- 4 volunteer coaching positions at AGS Middle School
- 332 athletes in grades 6, 7, 8 participated in at least one sport (42.08%) (332/789) of the students enrolled at AGS Middle School

	6 <sup>th</sup> Grade Males	6 <sup>th</sup> Grade Females	7 <sup>th</sup> Grade Males	7 <sup>th</sup> Grade Females	8 <sup>th</sup> Grade Males	8 <sup>th</sup> Grade Females
<b>1 Sport</b>	26	16	27	38	32	34
<b>2 Sports</b>	9	2	27	19	36	27
<b>3 Sports</b>	1	1	6	9	10	9
<b>4 Sports</b>	0	0	0	1	2	0
<b>Total</b>	36	19	60	67	80	70

## **Participants by Season, Gender**

- 196 Fall participants
- 64 Early Winter participants
- 97 Late Winter participants
- 179 Spring participants
- 176 Male participants
- 156 Female participants

## **AGS Middle School Revenues As of 6/30/2016**

- 39 participation fees waived (39 X \$110 = **-\$4,290**)
- 9 participation fees reduced (9 X \$55 = **-\$495**)
- 262 fully paid participation fees (263 = \$28,845)
- 22 payment plans
- Gate receipts total \$ 17,474



## **APPENDIX I**

### **10 Year Participation History at Fenton High School**

	<b>07-08</b>	<b>08-09</b>	<b>09-10</b>	<b>10-11</b>	<b>11-12</b>	<b>12-13</b>	<b>13-14</b>	<b>14-15</b>	<b>15-16</b>	<b>16-17</b>
<b>Football</b>	101	106	104	104	114	105	110	103	95	100
<b>Girls Basketball</b>	32	36	34	38	34	38	33	38	42	38
<b>Fall Cheer</b>	48	31	24	30	25	31	26	31	30	19
<b>Girls Cross Country</b>	15	14	19	30	24	23	21	21	16	28
<b>Boys Cross Country</b>	23	28	33	31	25	34	26	33	32	38
<b>Girls Golf</b>	11	11	12	14	14	15	15	12	11	11
<b>Boys Soccer</b>	42	39	38	38	44	40	43	44	37	38
<b>Girls Swim</b>	28	26	21	28	24	25	30	31	29	39
<b>Boys Tennis</b>	21	24	24	22	35	32	31	25	19	18
<b>Boys Basketball</b>	39	41	37	40	36	36	39	41	37	39
<b>Boys Bowling</b>					4	8	9	9	7	5
<b>Girls Bowling</b>					7	9	8	8	7	6
<b>Winter Cheer</b>	39	18	23	28	31	25	24	23	29	17
<b>Gymnastics</b>								1	2	3
<b>Hockey</b>	20	22	21	17	16	11	12	13	6	13
<b>Boys Ski</b>	7	9	9	9	7	6	7	7	12	13
<b>Girls Ski</b>	4	5	10	13	8	6	7	12	13	15
<b>Boys Swim</b>	24	26	18	33	37	35	27	28	32	25
<b>Volleyball</b>	36	34	40	39	39	40	38	39	38	39
<b>Wrestling</b>	28	34	18	17	31	11	28	15	12	25
<b>Baseball</b>	42	43	43	48	44	41	43	43	42	41
<b>Boys Golf</b>	13	15	14	16	16	17	18	15	18	19
<b>Boys Lacrosse</b>								14	9	24
<b>Girls Lacrosse</b>								18	27	18
<b>Girls Soccer</b>	39	40	35	42	45	47	37	38	46	44
<b>Softball</b>	34	28	28	24	27	24	25	23	21	30
<b>Girls Tennis</b>	35	34	38	48	52	36	31	30	33	25
<b>Boys Track</b>	59	60	55	61	38	73	53	45	59	89
<b>Girls Track</b>	39	39	32	31	38	52	45	35	27	52
<b>Total</b>	779	763	730	801	815	820	786	795	788	871
<b>School Enrollment</b>	1160	1147	1250	1211	1207	1163	1163	1106	1108	1174

(Please note: school enrollment does not include students that exceed the age requirement of the MHSAA or who are attending high school for more than 4 years.)

## **APPENDIX II**

### **Seven Year Participation History at Andrew G. Schmidt Middle School**

	<b>09-10</b>	<b>10-11</b>	<b>11-12</b>	<b>12-13</b>	<b>13-14</b>	<b>14-15</b>	<b>15-16</b>
<b>Baseball</b>				11	14	14	15
<b>Football 7</b>	41	37	38	50	28	35	39
<b>Football 8</b>	45	36	30	46	41	34	39
<b>Girls Basketball 7</b>	16	16	15	17	21	20	18
<b>Girls Basketball 8</b>	21	21	14	17	15	17	16
<b>Fall Cheer</b>	24	21	20	19	27	20	12
<b>Girls Cross Country</b>	19	18	10	13	39	34	21
<b>Boys Cross Country</b>	35	24	25	24	38	42	22
<b>Girls Swim</b>	32	23	26	31	27	21	28
<b>Girls Track</b>	79	79	55	58	53	49	47
<b>Boys Basketball 7</b>	17	18	15	17	17	15	18
<b>Boys Basketball 8</b>	20	16	16	17	18	17	16
<b>Winter Cheer</b>	20	18	29	14	19	10	12
<b>Boys Swim</b>	12	8	19	14	13	23	15
<b>Boys Track</b>	58	50	48	68	70	63	85
<b>Softball</b>				16	14	16	16
<b>Volleyball 7</b>	17	20	20	18	20	20	22
<b>Volleyball 8</b>	23	20	24	18	18	20	18
<b>Wrestling</b>	17	28	24	25	20	22	22
<b>Total</b>	496	453	428	482	512	492	481

<b>School Enrollment</b>	532	515	521	531	778	530	789
--------------------------	-----	-----	-----	-----	-----	-----	-----

School enrollment does include 6<sup>th</sup> grade (2013-14, 2015-16)

**APPENDIX III**  
**Academic All-League Recipients**

Athletes on the All-League Team for their sport are in **bold**

<b><u>FALL</u></b>	<b><u>WINTER</u></b>	<b><u>SPRING</u></b>
<b><i>Name, Sport</i></b>	<b><i>Name, Sport</i></b>	<b><i>Name, Sport</i></b>
<b>Kiley Aldred, Volleyball</b>	<b>Laura Albrant, Bowling</b>	<b>Kiley Aldred, Track</b>
Rachel Becker, Swim	<b>Kiley Aldred, Basketball</b>	Samantha Baxter, Tennis
<b>Margaret Berry, Golf</b>	<b>Kyle Banner, Swim/Dive</b>	Margaret Berry, Soccer
Justin Beemer, Soccer	<b>Evan Bartow, Swim/Dive</b>	Chloe Billings, Soccer
<b>Brenna Bleicher, Cross Country</b>	<b>Justin Beemer, Swim/Dive</b>	<b>Brenna Bleicher, Track</b>
<b>Andrew Bond Cross Country</b>	<b>Margaret Berry, Basketball</b>	<b>Kyle Bliss, Lacrosse</b>
Emilio Caballero, Cross Country	<b>Kelly Canning, Comp Cheer</b>	<b>Andrew Bond, Track</b>
<b>Emma Cagle, Swim</b>	<b>Madeline Carr, Basketball</b>	Leaha Brackenridge, Tennis
Elizabeth Carpenter, Volleyball	Julie Celini, Comp Cheer	Natalie Brown, Track
Madeline Carr, Volleyball	Erin Conroy, Basketball	Brittany Bush, Soccer
<b>Elise Cassidy, Swim</b>	<b>Patrick Conroy, Basketball</b>	<b>Cassandra Campbell, Track</b>
<b>Joshua Czarnota, Football</b>	<b>Emma Evo, Basketball</b>	<b>Erin Carter, Softball</b>
Brian Casey, Cross Country	Edward Farrell, Basketball	<b>Logan Carter, Softball</b>
<b>Hunter Chappell, Football</b>	Tatum Foster, Wrestling	Brian Casey, Baseball
<b>Patrick Conroy, Soccer</b>	<b>Andrew Gabler, Swim/Dive</b>	<b>Patrick Conroy, Golf</b>
Chase Coselman, Cross Country	William Galvin, Wrestling	Erin Conroy, Soccer
Noah Crawford, Cross Country	<b>Jonathan Hall, Swim/Dive</b>	<b>Chase Coselman, Baseball</b>
<b>Caitlyn Dailey, Swim</b>	<b>Angela Hanners, Bowling</b>	<b>Nolan Day, Track</b>
Jordan Dawson, Swim	Madalyn Hayden, Comp Cheer	<b>Samuel Deardorff, Track</b>
<b>Nolan Day, Cross Country</b>	<b>Chloe Idoni, Basketball</b>	Emily Deming, Tennis
Elise Delecki, Volleyball	<b>Erin Kaye, Basketball</b>	<b>Dominic Dimambro, Track</b>
Dominic Dimambro, Soccer	Nolan Lawrence, Basketball	Joseph Ebert, Track
Luke Dillingham, Soccer	<b>Adam LePage, Basketball</b>	<b>Sara Eisenbeis, Softball</b>
Donald Doyle, Tennis	<b>Greg Lukas, Basketball</b>	Emma Evo, Soccer
Samuel Deardorff, Cross Country	Noah Maier, Swim/Dive	<b>Edward Farrell, Golf</b>
Lily Elfstrom, Volleyball	<b>Taylor Mowery, Basketball</b>	Kellie Farren, Soccer
Michael Ewle, Football	Cathleen Reuschlein, Basketball	Kirsten Foor, Soccer
<b>Breanne Ferranti, Swim</b>	Chanse Setzke, Basketball	Drew Follett, Track
William Galvin, Tennis	<b>Noah Sizemore, Swim/Dive</b>	William Galvin, Track
Renae Garcie, Volleyball	Hunter Smith, Swim/Dive	<b>Jonathan Gillman, Baseball</b>
Andrew Goodman, Football	<b>Julia Stocker, Comp Cheer</b>	Camilia Graglia, Track
Connor Griffin, Tennis	Madeleine Welch, Basketball	<b>Madaline Hall, Track</b>
<b>Lauren Gruber, Swim</b>	Regan Wilson, Comp Cheer	<b>Brock Henson, Baseball</b>
<b>Molly Gundry, Golf</b>		Mikko Huotari, Golf
<b>Ethan Gutzeit, Tennis</b>		Chloe Idoni, Track
Madaline Hall, Cross Country		<b>Jenna Keiser, Track</b>
<b>Sabrina Hall, Swim</b>		Bronson Kelly, Track
<b>Baylor Hamilton, Tennis</b>		<b>Peter Kennings, Track</b>
<b>Angela Hanners, Golf</b>		<b>Jenna Keiser, Track</b>

## **FALL**

Brock Henson, Cross Country

**Connor Horgan, Soccer**

Mikko Huotari, Soccer

**Chloe Idoni, Volleyball**

Erin Kaye, Volleyball

Ethan Krantz, Football

Alexis Jackson, Swim

**Madeline Johnson, Cross  
Country**

**Jenna Keiser, Cross Country**

Bronson Kelly, Cross Country

**Peter Kennings, Cross Country**

**Abigail Lee, Cross Country**

Grace Lee, Swim

Kyle Lewandowski, Soccer

Devin Long, Football

Alex Ludwig, Cross Country

**Greg Lukas, Football**

Noah Maier, Cross Country

**Noah Martin, Soccer**

**Cameron Mathews, Swim**

Skylar Mathews, Volleyball

Delaney Miesch, Volleyball

Drew Miller, Cross Country

Logan Moore, Soccer

**Taylor Mowery, Volleyball**

**Jacob Newblatt, Soccer**

**Keegan Pombier, Football**

**Chase Poulson, Soccer**

Evan Rudziensky, Tennis

Kyra Schuyler, Swim

**Chanse Setzke, Football**

Riley Shegos, Swim

Haylee Skank, Swim

Troy Smigielski, Football

**Jarrett Smith, Football**

**Grady Sondgeroth, Football**

Macyn Stevens, Volleyball

Matthew Sullivan, Soccer

Nolan Suydam, Soccer

**Christopher York, Football**

Robert Temple, Soccer

**Elizabeth Thomas, Volleyball**

**Reid Thompson, Football**

## **SPRING**

**Braden Lapa, Golf**

**Nolan Lawrence, Baseball**

Adam Lepage, Track

Sandy Lin, Lacrosse

Alex Ludwig, Track

Jessica Lynch, Lacrosse

**Noah Maier, Track**

Niki Matthee, Track

**Meaghan McArdle, Softball**

Alexandra Meldrum, Soccer

**Natalie Miller, Lacrosse**

Taylor Mowery, Softball

Noelle Nixon, Tennis

**Skylar Parks, Lacrosse**

Jessica Pierce, Tennis

**Keegan Pombier, Track**

Abigail Quesnelle, Soccer

Cathleen Reuschlein, Lacrosse

**Sarah Reuschlein, Lacrosse**

Rachael Rittichier, Lacrosse

Jared Ryan, Baseball

Chanse Setzke, Track

Riley Shegos, Track

Rachel Smith, Lacrosse

Grady Sondgeroth, Track

Sean Stiles, Track

Julia Stocker, Track

Matt Sullivan, Baseball

Natalie Thomas, Softball

**Cambria Tiemann, Track**

Sage Villeneuve, Tennis

Madeleine Welch, Softball

## **FALL**

**Cambria Tiemann Cross Country**

Ethan Tiong, Football

**Parker Trecha, Tennis**

Hudson Wang, Football

Madeleine Welch, Swim

**Brady Young, Soccer**

**APPENDIX IV**  
**Metro League All-Sports Trophy**

**ALL-SPORTS TROPHY**

2016 Fall Results	<u>GOLF</u>	<u>B. TEN</u>	<u>B SOCC</u>	<u>VB</u>	<u>G CC</u>	<u>B CC</u>	<u>FB</u>	<u>G SWIM</u>	Fall Total
Fenton	9	5	8	9	9	9	9	6	64
Holly	3	8	4	5	4.5	7	5	2	38.5
Flushing	7	6	1	7	7	2	4	2	36
Linden	4.5	0	6	6	6	6	6	0	34.5
Brandon	1.5	2.5	8	3	3	3	7	3	31
Swartz Creek	4.5	4	5	2	4.5	4	2	2	28
Clio	1.5	2.5	3	4	2	5	2	0	20
Kearsley	6	1	2	1	1	1	2	1	15

**Winter Results**

	<u>FALL</u>	<u>WR</u>	<u>GBB</u>	<u>BBB</u>	<u>SWIM</u>	<u>CHR</u>	<u>G BWL</u>	<u>B BWL</u>	<u>WINTER</u>	<u>TOTAL</u>
Kearsley	15.0	9	5	3.5	1.5	9	9	9	46	61.0
Swartz Creek	28.0	6.5	3.5	6	2.5	6	6	7	37.5	65.5
Flushing	36.0	2	9	9	2.5	1	7	6	36.5	72.5
Fenton	64.0	3	7	6	7	4.5	2	2	31.5	95.5
Clio	20.0	4.5	3.5	6	0	7	5	4.5	30.5	50.5
Holly	38.5	6.5	6	3.5	1.5	3	3.5	4.5	28.5	67.0
Brandon	31.0	1	2	1.5	3	4.5	3.5	3	18.5	49.5
Linden	34.5	4.5	1	1.5	0	2	1	1	11	45.5

**ALL-SPORTS TROPHY**

	Thru	Girls	Girls	Boys	Boys	Girls			Girls	Spring	FINAL	2015-16
Final Results	Winter	Soccer	Tennis	Golf	Track	Track	Softball	Baseball	Lax	Total	TOTAL	TOTAL
Fenton	95.50	5.0	2.0	9.0	9.0	9.0	2.0	9.0	2.5	47.50	143.00	141.00
Flushing	72.50	6.0	6.0	7.0	7.0	7.0	1.0	6.5	1.5	42.00	114.50	116.30
Swartz Creek	65.50	9.0	3.0	5.5	5.0	5.5	3.5	6.5	3.0	41.00	106.50	90.30
Holly	67.00	3.0	8.0	5.5	3.0	2.0	7.3	2.0	0.75	31.55	98.55	93.80
Kearsley	61.00	1.0	1.0	3.0	6.0	3.0	7.3	1.0	0	22.30	83.30	69.80
Brandon	49.50	4.0	4.5	4.0	2.0	4.0	3.5	4.0	0.75	26.75	76.25	92.30
Linden	45.50	7.0	0.0	2.0	1.0	5.5	5.0	5.0	2.5	28.00	73.50	95.00
Clio	50.50	2.0	4.5	1.0	4.0	1.0	7.3	3.0	0	22.80	73.30	73.30

## APPENDIX V

### Five Year Athletic Revenue History at Fenton High School

	2012-2013 Projected	2012-13 Actual	2013-14 Projected	2013-14 Actual	2014-15 Projected	2014-15 Actual	2015 - 16 Projected	2015 - 16 Actual	2016-17 Projected	2016-17 Actual
<b>Varsity Football</b>	\$32,000.00	\$39,702.75	\$32,000.00	\$40,363.96	\$32,000.00	\$35,367.76	\$32,000.00	\$40,307.00	\$ 32,000.00	\$ 32,562.00
<b>JV Football</b>	\$8,000.00	\$8,784.00	\$6,500.00	\$6,119.13	\$6,500.00	\$7,114.91	\$6,500.00	\$6,603.00	\$ 6,500.00	\$ 7,127.00
<b>Var B Basketball</b>	\$15,000.00	\$19,745.10	\$17,000.00	\$12,623.25	\$17,000.00	\$16,188.00	\$17,000.00	\$14,339.00	\$ 17,000.00	\$ 15,895.00
<b>9th B Basketball</b>	\$1,800.00	\$2,090.00	\$1,800.00	\$1,317.00	\$1,800.00	\$1,685.00	\$1,800.00	\$2,598.00	\$ 1,800.00	\$ 4,095.00
<b>Var G Basketball</b>	\$4,000.00	\$2,962.06	\$3,000.00	\$1,311.00	\$3,000.00	\$2,040.00	\$3,000.00	\$2,405.00	\$ 3,000.00	\$ 3,003.00
<b>9th G Basketball</b>	\$500.00	\$1,771.00	\$1,000.00	\$1,420.00	\$1,000.00	\$2,692.00	\$1,000.00	\$1,755.00	\$ 1,000.00	\$ 1,325.00
<b>Wrestling</b>	\$800.00	\$1,675.00	\$800.00	\$360.00	\$800.00	\$970.00	\$800.00	\$1,877.00	\$ 800.00	\$ -
<b>G Swim/Dive</b>	\$1,500.00	\$1,893.60	\$1,500.00	\$2,235.00	\$1,500.00	\$1,645.20	\$1,500.00	\$2,325.00	\$ 1,500.00	\$ 3,569.00
<b>B Swim/Dive</b>	\$1,200.00	\$1,384.00	\$1,200.00	\$774.00	\$1,200.00	\$1,305.00	\$1,200.00	\$1,175.00	\$ 1,200.00	\$ 1,345.00
<b>Volleyball</b>	\$2,800.00	\$3,356.00	\$2,800.00	\$4,025.00	\$2,800.00	\$4,556.00	\$2,800.00	\$5,756.00	\$ 2,800.00	\$ 5,695.00
<b>B Soccer</b>	\$2,500.00	\$4,555.47	\$3,000.00	\$4,548.00	\$3,000.00	\$4,846.00	\$3,000.00	\$4,570.00	\$ 3,000.00	\$ 3,849.15
<b>G Soccer</b>	\$2,500.00	\$4,197.80	\$3,000.00	\$6,613.00	\$3,000.00	\$4,766.18	\$3,000.00	\$5,044.00	\$ 3,000.00	\$ 4,025.00
<b>Track</b>	\$1,500.00	\$695.00	\$700.00	\$2,097.00	\$700.00	\$2,020.00	\$700.00	\$2,235.00	\$ 700.00	\$ 2,860.00
<b>Cheerleading</b>	\$500.00	\$0.00	\$0.00	\$0.00	\$0.00	\$1,290.00	\$0.00	\$0.00	\$ -	
<b>Host MHSAA</b>	\$1,500.00	\$2,000.00	\$1,500.00	\$0.00	\$1,500.00	\$1,500.00	\$1,500.00	\$1,500.00	\$ 1,500.00	\$ 1,500.00
<b>Family Pass</b>	\$12,000.00	\$11,612.00	\$12,000.00	\$11,380.00	\$12,000.00	\$11,120.00	\$12,000.00	\$9,940.71	\$ 12,000.00	\$ 9,705.00
<b>Pay to Participate</b>	\$85,000.00	\$89,945.00	\$87,000.00	\$89,963.75	\$87,000.00	\$81,200.00	\$87,000.00	\$92,854.00	\$87,000.00	\$95,475.00
<b>TOTAL</b>	\$173,100.00	\$196,368.78	\$174,800.00	\$185,150.09	\$174,800.00	\$180,306.05	\$174,800.00	\$195,283.71	\$174,800.00	\$192,030.15



## APPENDIX VI

### Five Year Athletic Revenue History at Andrew G. Schmidt Middle School

	2012 - 13 Projected	2012 - 13 Actual	2013 - 14 Projected	2013 - 14 Actual	2014-15 Projected	2014 - 15 Actual	2015 - 16 Projected	2015 - 16 Actual	2016-17 Projected	2016-17 Actual
Football	\$3,000.00	\$3,843.00	\$3,000.00	\$4,536.55	\$3,000.00	\$3,298.01	\$3,000.00	\$6,998.00	\$3,000.00	\$4,188.00
Boys Basketball	\$2,500.00	\$2,533.00	\$2,500.00	\$2,747.10	\$2,500.00	\$2,830.00	\$2,500.00	\$3,024.00	\$2,500.00	\$3,123.00
Girls Basketball	\$1,500.00	\$1,887.50	\$1,500.00	\$2,151.00	\$1,500.00	\$2,142.35	\$1,500.00	\$2,095.00	\$1,500.00	\$2,028.00
Wrestling	\$800.00	\$171.00	\$500.00	\$685.00	\$500.00	\$619.00	\$500.00	\$801.00	\$500.00	\$699.00
Swim	\$500.00	\$1,724.00	\$1,000.00	\$745.00	\$1,000.00	\$697.00	\$1,000.00	\$1,210.00	\$1,000.00	\$1,919.00
Volleyball	\$1,800.00	\$2,769.00	\$2,000.00	\$2,358.25	\$2,000.00	\$2,447.00	\$2,000.00	\$2,658.00	\$2,000.00	\$2,448.00
Track	\$1,000.00	\$3,481.00	\$1,500.00	\$2,524.00	\$1,500.00	\$2,738.00	\$1,500.00	\$3,798.00	\$1,500.00	\$3,069.00
Student Fees	\$17,500.00	\$23,420.00	\$17,500.00	\$25,970.00	\$17,500.00	\$29,550.00	\$17,500.00	\$27,770.00	\$17,500.00	\$28,845.00
Family Pass	\$600.00	\$1,080.00	\$600.00	\$840.00	\$600.00	\$200.00	\$600.00	\$1,160.00	\$600.00	\$500.00
Total	<b>\$29,200.00</b>	<b>\$40,908.50</b>	<b>\$30,100.00</b>	<b>\$42,556.90</b>	\$30,100.00	\$44,521.36	\$30,100.00	\$49,514.00	\$30,100.00	\$46,819.00

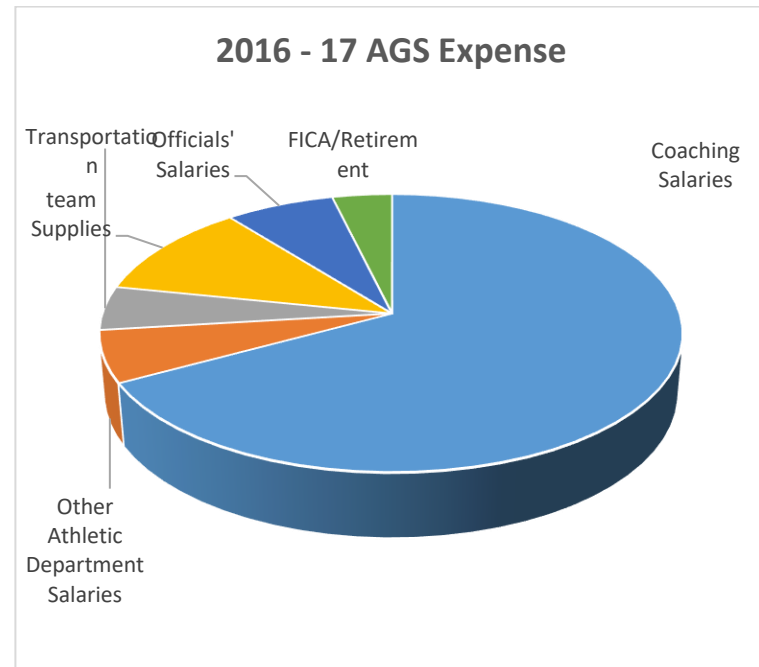
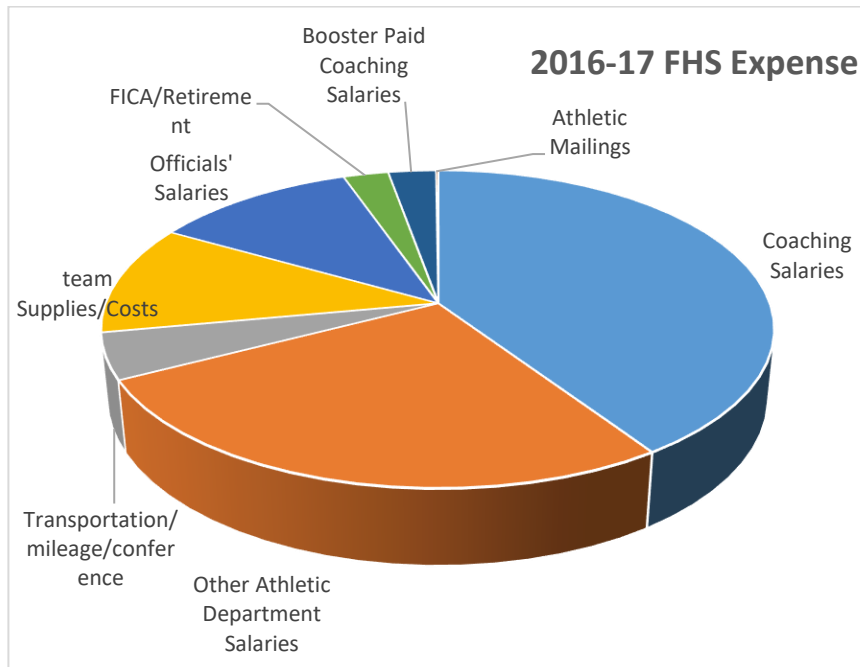
## **APPENDIX VII - Budget Analysis**

**FHS Athletic Expenses 2016-17 School Year**

Coaching Salaries	\$164,117.61
Other Athletic Department Salaries	\$108,037.50
Transportation/mileage/conference	\$18,937.10
Team Supplies/Costs	\$45,210.73
Officials' Salaries	\$46,075.00
FICA/Retirement	\$10,203.27
Booster Paid Coaching Salaries	\$10,800.00
Athletic Mailings	\$537.75
<b>Total Expense</b>	<b>\$403,918.96</b>

**AGS Athletic Expenses 2016-17 School Year**

Coaching Salaries	\$42,773.83
Other Athletic Department Salaries	\$3,830.00
Transportation	\$3,256.74
Team Supplies	\$7,083.47
Officials' Salaries	\$4,400.00
FICA/Retirement	\$2,409.28
<b>Total Expense</b>	<b>\$63,753.32</b>

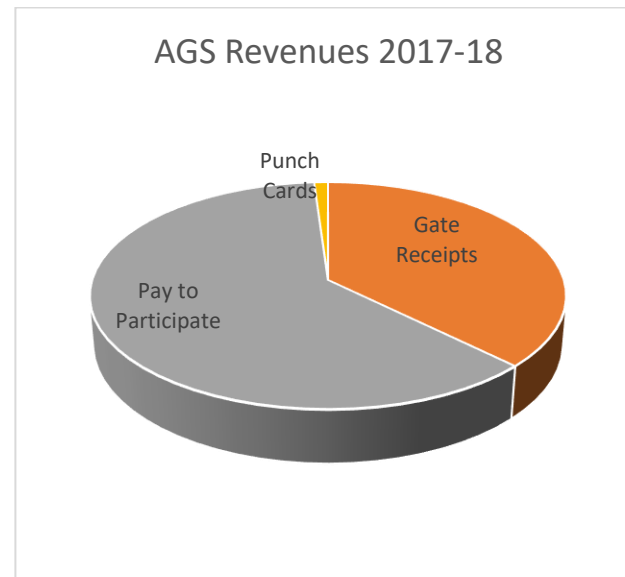
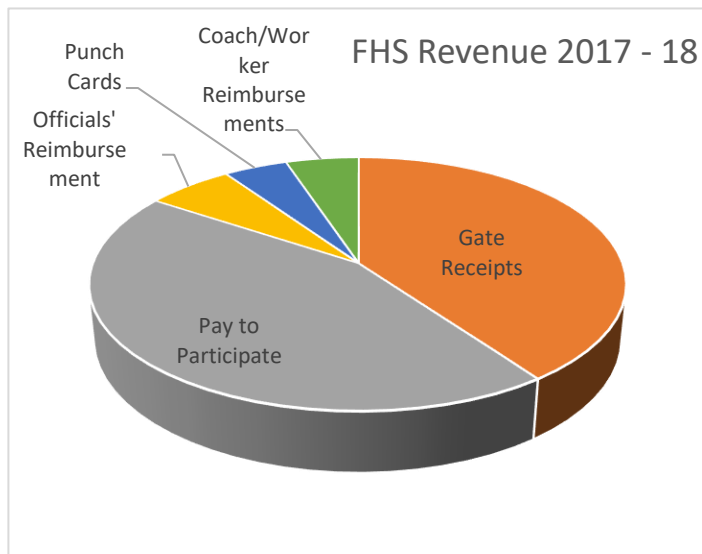


### FHS Revenues 2016-17 School Year

Gate Receipts	\$86,850.90
Pay to Participate	\$95,925.00
Officials' Reimbursement	\$13,194.54
Punch Cards	\$9,705.00
Coach/Worker Reimbursements	\$11,100.00
Total Revenue	\$216,775.44

### AGS Revenues 2016-17 School Year

Gate Receipts	\$17,474.00
Pay to Participate	\$28,845.00
Punch Cards	\$500.00
Total Revenue	\$46,819.00



Total Expense for 2016-17 School Year	
AGS Total	\$63,753.32
FHS Total	\$403,918.06
Combined Total	\$467,671.38

Athletics Total Cost to FAPS	
AGS FINAL COST	(\$16,934.32)
FHS TOTAL COST	(\$187,142.62)
FAPS FINAL COST	(\$204,076.94)

Total Revenues for 2016-17 School Year	
AGS Total	\$46,819.00
FHS Total	\$216,775.44
Combined Total	\$263,594.44

**Final percent of the FAPS Annual budget is \$204,076.94 / \$31,451,338 = 0.65%**