

# FENTON AREA PUBLIC SCHOOLS ATHLETIC DEPARTMENT

2015-16



## **ANNUAL REPORT**

Submitted by: Michael S. Bakker, CMAA  
District Athletic Director  
Fenton Area Public Schools

# **2015-16 ATHLETIC REPORT**

## **Table of Contents**

- I. Memorandum to the FAPS Board of Education
- II. Overview of Communication, Sportsmanship, Professional Activities, Fundraising
- III. Fenton High School
  - a. Academic Accomplishments
  - b. Varsity Team Athletes with GPA of 3.0 or Greater
  - c. Grade Point Averages
  - d. Celebrations, Significant Accomplishments and Highlights
  - e. Athletic Achievements
  - f. All-State Athletes
  - g. Milestones
  - h. Flint Metro League All-Sports Trophy
  - i. Tournaments Hosted at Fenton High School outside Regular Season Contests
  - j. Participation
  - k. Participants by Season, Gender, and Grade
  - l. Fenton High School Revenues
  - m. Senior Athletic Scholarship Finalists
- IV. AGS Middle School
  - a. Participation
  - b. Participation by Season, Gender
  - e. Revenues

### **APPENDICES**

- I 12 Year Participation History at Fenton High School
- II Five Year Participation History at Andrew G Schmidt Middle School
- III Academic All-League Recipients
- IV All Sports Race
- V Five Year Athletic Revenue History at Fenton High School
- VI Five Year Athletic Revenue History at Andrew G Schmidt Middle School
- VII Budget Analysis



**Fenton High School Athletic Department**  
**Michael Bakker, CMAA District Athletic Director**  
**Tina Imeson, Athletic Secretary**  
**Office # (810)591-2608 Fax # (810)591-2624**

TO: Dr. Adam Hartley and the Fenton Area Public Schools Board of Education  
FROM: Michael Bakker, CMAA  
DATE: September 12, 2016  
RE: End of Year Report

The student athletes of the 2015-16 school year have continued to build on the traditions of the past while raising the bar higher for future generations. As with previous years, student athletes have continued to reap the benefits of participation in interscholastic athletics including character, discipline, leadership, teamwork, and sportsmanship. The Fenton Area Public School District coaches continue to expect our student athletes to be quality citizens, model students and hard-working athletes; and our athletes have answered that call.

The Fenton Area Public Schools' athletic program has many people to thank for its continued success this year. The first and most obvious goes to the coaches for their countless hours of dedicated service both on and off the field.

The next note of thanks goes to Mitch Smelis who has been with Fenton High School, via Physiotherapy Associates, for nineteen years and continues to go above and beyond the call of duty for our student athletes in order to best ensure their safety and speedy recovery from injuries. Additionally, Mitch has taken the lead on CPR/AED training in our district and has been instrumental in providing training to coaches and staff alike.

In addition, Tina Imeson coordinates the many tasks of the athletic department. Here are just a few of the many jobs that Tina does to help the athletic department run smoothly: on a daily basis she provides the coaches and me with the comfort of knowing that paperwork will be on time and completed accurately, that schedule conflicts will be minimal or avoided due to the double checks she makes, that cash boxes, rosters, and eligibility are ready and accurate, and that officials will be here for scheduled contests because she has verified their schedules.

Finally, I would like to thank the Central Office Administration, the Board of Education; High School Principal, Mr. Mark Suchowski; High School Assistant Principal, Mrs. Laura Lemke; AGS Middle School administrators Mrs. Heidie Ciesielski and Mr. Eric Rettenmund, for your continued support, confidence and leadership that enables me to do the best job I can for the student athletes of Fenton Area Public Schools.

As you will see in the attached pages, Fenton Area Public Schools has had another very successful year in athletics. We recently secured our 35th Flint Metro League All- Sports title while capturing numerous league and state accolades.

Respectfully Submitted,

Michael S. Bakker, CMAA  
District Athletic Director

## OVERVIEW

### IN ADDITION TO ATHLETIC CONTESTS

#### **Communication:**

- Fall, Winter and Spring Meet the Team Evenings at FHS
- Fall, Winter and Spring Parent/Coaches' meeting
- Athletic Department publishes an Athletic Handbook for Fenton High School and AGS Middle School
- Athletic Newsletter for incoming freshmen and all students (available on our website)
- Athletic webpage ([www.fentonathletics.org](http://www.fentonathletics.org)) for Fenton High School, AGS Middle School and expanded Team web pages
- Facebook, Instagram, and Twitter accounts that gain followers weekly
- MHSAA.com athletic schedules and notifications

#### **Sportsmanship:**

Fenton High School has received 19 letters of sportsmanship from Flint Metro League schools for exhibiting the best sportsmanship at league events during the 2015-16 seasons. Sportsmanship recognition was earned by the following sports:

Boys Soccer  
Boys Cross Country  
Girls Cross Country  
Football  
Girls Swim/Dive  
Girls Basketball  
Boys Golf  
Softball  
Baseball  
Girls Soccer  
Girls Lacrosse

#### **Professional Activities:**

- Athletic Director served on the MHSAA Wrestling, Wrestling Officials, and Officials Review Committee's
- Athletic Director is President of Michigan Interscholastic Athletic Administrator Association (servicing 600 member schools)
- Athletic Director is the President of the Greater Flint Athletic Administrators Association
- Athletic Director and Athletic Trainer are certified American Heart Association CPR/First Aid/AED instructors
- Athletic Director attends monthly Flint Metro League meetings for high school and middle school activities
- Athletic Director is a presenter and presider at the yearly MIAAA Athletic Directors Conference
- Athletic Director is the Flint Metro League Representative to the Flint Kiwanis Athlete of the Month/Year Committee
- Head Coaches and Assistant Coaches are members of their respective coaches associations
- Head Coaches and Assistant Coaches attend coaches' clinics

- Baseball, Boys' and Girls' Basketball, Football, Girls' and Boys' Soccer, Softball, Tennis and Volleyball offer camps/clinics for elementary and middle school students and coaches
- Varsity Swim Coach is a member of the Michigan Interscholastic Swim Coaches' Association Board of Directors

**Fundraising:**

- Hosted 6<sup>th</sup> Annual Athletic Department 5K Run and earned revenue of roughly \$6,500.
- Hosted 5th Annual Athletic Department Tiger Trot fun run for children ages 3 to 10; revenue from this event is included in the 5K run revenue noted above.

# **Fenton High School Athletics**

## **Fenton High School Academic Accomplishments**

- Six members of the senior class have received individual All-State Academic recognition as scholar athletes:
  - Brianna Costigan
  - Michael Fabatz
  - Jacob Lee
  - John Leaske
  - Zac Miceli
  - Callah Sullivan
- Ten members of the class of 2015 received MHSAA Scholar Athlete recognition:
  - Griffin Carr
  - Brianna Costigan
  - Macie Keller
  - Sylee Kiran
  - Hannah Kirshman
  - John Leaske
  - Zachary Miceli
  - Madison Shegos
  - Samuel Strickhouser
  - Callah Sullivan
- One member of the class of 2015 was named a finalist for the MHSAA Scholar Athlete Scholarship
  - Bri Costigan
- 136 student athletes received Flint Metro League Scholar Athlete awards
- Varsity Girls' Competitive Cheer Team earned All-State Team Academic honors with a Weighted D2 GPA of 3.55.
- Varsity Girls' Golf Team earned All-State Team Academic honors with a GPA of 3.62.
- The Varsity Boys' Basketball Team earned BCAM Academic All-State honors with a GPA of 3.201
- The Varsity Girls' Basketball Team earned BCAM Academic All-State Honors with a GPA of 3.760
- The Football Team earned MHSFCA Academic All-State Honors with a GPA of 3.873

**Varsity Team Athletes with GPA of 3.0 or Greater**

<b><u>Fall Sports</u></b>	<b><u>Percentage of Team Athletes with GPA of 3.0 or greater</u></b>
Boys' Soccer	100%
Boys' Cross Country	100%
Football	55%
Boys' Tennis	79%
Fall Cheer	100%
Girls' Cross Country	80%
Girls' Golf	88%
Girls' Swim	85%
Volleyball	100%
<b><u>Winter Sports</u></b>	<b><u>Percentage of Team Athletes with GPA of 3.0 or greater</u></b>
Boys' Basketball	64%
Hockey	17%
Boys' Ski	71%
Wrestling	37%
Girls' Basketball	100%
Cheer	95%
Girls' Ski	100%
Boys' Swim	78%
<b><u>Spring Sports</u></b>	<b><u>Percentage of Team Athletes with GPA of 3.0 or greater</u></b>
Baseball	73%
Boys' Golf	72%
Girls' Soccer	92%
Softball	91%
Girls' Tennis	93%
Boys' Track	78%
Girls' Track	86%

### Grade Point Averages

	<b>Female Athletes (by Grade)</b>	<b>Female Student Body (by Grade)</b>	<b>Female non- Athletes (by Grade)</b>		<b>Male Athletes (by Grade)</b>	<b>Male Student Body (by Grade)</b>	<b>Male non- Athletes (by Grade)</b>
<b>9th</b>	3.561	3.175	2.93	<b>9th</b>	3.183	2.705	2.363
<b>10th</b>	3.245	3.125	2.906	<b>10th</b>	3.234	2.773	2.328
<b>11th</b>	3.639	3.285	3.086	<b>11th</b>	3.242	2.835	2.554
<b>12th</b>	3.443	3.200	3.030	<b>12th</b>	3.227	2.880	2.586
<b>Overall</b>	3.472	3.196	2.988	<b>Overall</b>	3.221	2.798	2.457

### Celebration, Significant Accomplishments and Highlights

- Ms. Molly Gundry advances to MHSAA State Golf finals
- The Varsity Football team earns FML Champions for the fifth consecutive year
- Ms. Taylor Mowery hits a perfect game with 25 aces at the Fenton Varsity Volleyball Tournament.
- The Varsity Girls Volleyball earns the FML League Championship.
- The Varsity Girls Volleyball Team won its District championship.
- The Varsity Volleyball team advanced to Regional Semifinals and lost to Utica Eisenhower.
- The Varsity Girls Golf Team earns co-champion status for the FML.
- The Girls Golf Team earns MHSAA District Championship.
- The following members of the Varsity Cross Country team competed at MHSAA State Finals: Dominic Dimambro, Jacob Lee, Mitchell Chabot, Luke Chabot, Noah Day, Isaac Moore, and Andrew Bond.
- The Boys Varsity Cross Country team wins their MHSAA Regional Championship.
- Girls Golf Team meets criteria for All State Academic Team
- Cambria Tiemann competed in the Division 1 MHSAA Cross Country State Finals after qualifying individually in the Regionals. Cami competed in the MHSAA Division 1 Cross Country State Finals. There were 55 freshman out of the 242 runners in the D1 finals and Cami came in 42<sup>nd</sup> place out of all freshmen and 194<sup>th</sup> place overall.
- Varsity Volleyball wins their MHSAA District Title and advances to MHSAA Regional.
- The Varsity Football team advanced to District Football Playoffs against Midland Dow.
- The Varsity Girls Swim Team wins their 12<sup>th</sup> consecutive Flint Metro League Championship. Fenton won 11 of the 12 events at this meet. Individual event winners were Bri Costigan, Elise Cassidy, Cameron Mathews, Caitlyn Dailey, Emma Cagle and Taylor Shegos.
- Taylor Shegos set a Brandon High School record, a Fenton Varsity Record and a Flint Metro League Record with her score of 460.55 in 1 M Diving.
- The Varsity Boys Cross Country Team placed 9<sup>th</sup> overall at the MHSAA Division 1 State Finals.
- Individually Fenton had three All State placers: Jacob Lee in 19<sup>th</sup> place, Dominic Dimambro in 23<sup>rd</sup> place and Andrew Bond in 26<sup>th</sup> place. Rounding out Fenton's finishers: Luke Chabot at



149<sup>th</sup>, Nolan Day at 215<sup>th</sup>; Samuel Strickhouser was 231<sup>st</sup> and Mitchell Chabot was 244<sup>th</sup>. There were 248 runners in the boy's finals. This was the first time in school history that Fenton has had three All State Runners in the same season for Boys Cross Country.

- Ms. Elise Cassidy broke the FHS 100 M backstroke record
- Boys Cross Country Team wins their first MHSAA D1 Regional title; third place in all divisions.
- Dylan Crankshaw had a Football Team Record for 214 rushing attempts
- Greg Lukas tied the Football team record with 7 interceptions
- The Varsity Football Team had 5 consecutive League Championships.
- The Varsity Football Team rushed 2,317 yards in a single season
- The Varsity Football Team had the highest scoring average of 41.4 which is the sixth all time high
- The Varsity Football Team scored 290 points in a season; the 2012 Varsity Football team was the only other team with more points
- Kevin Lack had a 90 yard TD catch against Swartz Creek and tied for 4<sup>th</sup> in the league
- Greg Lukas had 31 PAT's in a season and tied for 5<sup>th</sup> in the league
- John Cryderman was named Flint Area Bowler of the Year
- Four wrestlers advanced to MHSAA Regionals: Mario Ramirez (112), Jake Church (140), Tommy Adams (145) and Andrew Goodman (285).
- Ms. Zoe Weinberg advanced to MHSAA State Ski finals and took second place in the Slalom and third place in the Giant Slalom.
- Ms. Zoe Weinberg was named First Team All-State. In addition she was second place in the Slalom and third place in the Giant Slalom. Ms. Weinberg was the only skier to place in the top three in both the Slalom and Giant Slalom events. She also ran the fastest overall time combined in these events.
- Mr. Brenden McInerney advanced to MHSAA State Ski finals and came in 41<sup>st</sup> in the Giant Slalom.
- All Divisional Skiers in the Giant Slalom were Brendan McInerney, Tom Kemp, Zoe Weinberg, and Ashlyn Smith.
- All Divisional Skiers in the Slalom were Brendan McInerney, Zoe Weinberg, Milo Keranen and Rachel Smith.
- The Girls Ski Team placed second in divisions overall and qualified them for the SEMSL Championship.
- All Region Skiers in Giant Slalom were Brendan McInerney and Zoe Weinberg.
- Ms. Zoe Weinberg was named All Region Skier in Slalom.
- All SEMSL honors were awarded to Brendan McInerney and Zoe Weinberg in the GS and Ms. Zoe Weinberg was awarded All SEMSL honors in the Slalom.
- The LFLF Gymnastics team finished 4<sup>th</sup> place in their Regional with a score of 139.975.
- Ms. Carly Kozlowski placed 5<sup>th</sup> on floor, 7<sup>th</sup> on bars and 8<sup>th</sup> on the team. Ms. Kozlowski will advance to MHSAA State Gymnastic Finals.
- The Varsity Girls Basketball won back to back District titles
- The Varsity Girls Basketball team has won three District titles in four years.
- Varsity Girls basketball is MHSAA Regional Finalist.
- This is the first year that the Fenton Varsity Girls Basketball team has made it to a Class A Regional final game.
- The Varsity Girls Basketball had 11 out of 14 members earn Scholar Athlete Awards
- 13 out of 14 members of the Varsity Girls Basketball team are multi-sport athletes.
- Five members of the Varsity Girls Basketball team are three sport athletes.

- Ms. Chloe Idoni wins Honorable Mention All-State in three polls.
- Ms. Chloe Idoni is only the third freshman in Flint Metro League history to be an All-League First Team and win unanimously.
- Ms. Chloe Idoni broke two school records in basketball this season.
- Ms. Sarah Cummings was a unanimous First Team All-League for Girls Basketball.
- Four Varsity Girls Basketball players are advancing to collegiate athletics.
- The Varsity Competitive Cheer Team earns Weighted D2 Academic All State with a team GPA of 3.55.
- Mr. Zachary Miceli earned All State recognition in the 200 Free and the 100 Free at the MHSAA State Swim finals.
- The Varsity Boys Swim Team earned their fifth consecutive Metro League Championship and went undefeated in the league
- The Varsity Girls Track team went undefeated in the Metro League to become League Champions.
- Ms. Maddie Hall broke her own school long jump record. Her new record is now 18'.50".
- Ms. Maddie Hall ran a 12.18 in the 100 dash at MHSAA State Track Finals.
- The 400 Meter relay team of Maddie Hall, Hannah Sage, Zeinab Torabi and Cassie Campbell broke their records with a time of 50.24 and then again set a new record of 50.01 at the MHSAA State Meet.
- The following members of the Girls Varsity Track Team advanced to the MHSAA State Track Finals: Madaline Hall (100 dash, Long Jump, 400 Relay, 800 Relay) Hannah Sage (400 Relay, 800 Relay), Cassie Campbell (400 Relay, 800 Relay) and Zeinab Torabi (400 Relay) Emily Kinser (800 Relay), Cami Tiemann (800 run).
- The following members of the Boys Varsity Track Team advanced to the MHSAA State Track Finals: Jacob Lee, Mitchell Chabot, Luke Chabot, Dominic Dimambro and Andrew Bond.
- Mr. Jacob Lee was named Flint Track and Field Athlete of the Year.
- Mr. Jacob Lee won the MHSAA 3200 Meter Run at the MHSAA State Finals
- MS. Bri Costigan was named one of the 120 finalist for the MHSAA 2015-16 Scholar Athlete Award.
- The Varsity Boys Golf team shot their lowest team score of the year (334) to advance to the MHSAA District 17 Regional at Brookshire Golf Course. The Tigers placed third overall at the District.
- Mr. Brandon Diener shot a 75 which gave him a third place individual finish at the Districts.
- The Varsity Boys Golf team advanced to MHSAA State Golf Regionals at Calderone Farms.
- Five members of the Varsity Boys Golf team competed at MHSAA State Swim Finals: Zachary Miceli, Michael Fabatz, Kyle Banner, Joe Perrera, and Justin Beemer.
- Ms. Logan Carter earned All District Team at the position of catcher.
- The Varsity Softball team won their FML League Title.
  
- School records broken this school year:
  - Taylor Shegos set a Brandon High School record, a Fenton Varsity Record and a Flint Metro League Record with her score of 460.55 in diving
  - Taylor Shegos set records in the 6 Dive and 11 Dive
  - Zac Miceli set a new 200 free record with a time of 1:43.64
  - Zac Miceli, Justin Beemer, Michael Fabatz and Kyle Banner set a 400 Free Relay record with a time of 3:17.93

- Christopher Gilbert set a new Boys Basketball record for the number of 3 pointers made in a season
- Logan Carter for home runs in a season in Softball
- 21 seniors have signed letters of intent to participate in collegiate athletics:
  - Madeliene Albrecht
  - Peyton Coffman
  - Brianna Costigan
  - Sarah Cummings
  - Cassidy Curtis
  - Jessica Eastman
  - Chloe Foor
  - Christopher Gilbert
  - Benjamin Hackney
  - Emily Kinser
  - Kevin Lack
  - Emma Lane
  - Jacob Lee
  - Kobe Lookebill
  - Kaitlyn Kurncz
  - Chase Lynch
  - Jacob Martin
  - Nicholas Melero
  - Zachary Miceli
  - Madison Shegos
  - Myla Wolosonowich
- The following coaches were selected as Flint Metro League Coach of the Year:
  - Mr. Jerry Eisinger, FML Volleyball Coach of the Year
  - Mr. Kurt Herbstreit, FML Golf Coach of the Year
  - Mr. Todd Mills, FML Girls Track Coach of the Year
  - Ms. Rebecca Moore, FML Girls Basketball Coach of the Year
  - Ms. Stefanie Roberts, FML Softball Coach of the Year
- The following coaches received accolades from their peers in the coaching profession:
  - Mr. Brad Jones, MISCA Zone Boys Swim Coach of the Year
  - Mr. Kurt Herbstreit, Division 2 Regional Girls Golf coach of the Year
  - Mr. Tim Hiscock, Girls Ski Divisional Coach of the Year

### **FLINT METRO LEAGUE - ALL LEAGUE AWARDS**

	<b>Fall</b>	<b>Winter</b>	<b>Spring</b>	<b>Total</b>
<b>First Team</b>	30	7	28	65
<b>Second Team</b>	17	10	29	56
<b>Third Team</b>	3	2	17	22
<b>Honorable Mention</b>	13	11	8	32
<b>Total</b>	63	30	82	175

## 2015-16 FLINT METRO LEAGUE SCHOLAR ATHLETES

*Athletes on the All-League Team for their sport are in Bold*

<u>FALL</u>		<u>WINTER</u>		<u>SPRING</u>	
<i>Name</i>	<i>Sport</i>	<i>Name</i>	<i>Sport</i>	<i>Name</i>	<i>Sport</i>
Liam Adams	Soccer	Laura Albrant	Bowling	Jade Allami	Lacrosse
Kiley Aldred	Volleyball	Kiley Aldred	Basketball	Erin Bedell	Track
<b>Emily Battaglia</b>	Cross Country	Molly Anderson	Comp Cheer	Emma Bellini	Soccer
Justin Beemer	Soccer	<b>Kyle Banner</b>	Swim/Dive	<b>Margaret Berry</b>	Soccer
<b>Margaret Berry</b>	Golf	Molly Beck	Bowling	<b>Brenna Bleicher</b>	Track
<b>Brenna Bleicher</b>	Cross Country	Justin Beemer	Swim & Dive	Andrew Bond	Track
<b>Andrew Bond</b>	Cross Country	Margaret Berry	Basketball	<b>Aaron Boulay</b>	Track
Aaron Boulay	Football	<b>Jordynn Bloss</b>	Comp Cheer	<b>Ellery Brickles</b>	Tennis
<b>Emma Cagle</b>	Swim/Dive	Aaron Boulay	Basketball	Alexis Brissette	Soccer
<b>Nicholas Campbell</b>	Tennis	Ellery Brickles	Bowling	Brittany Bush	Soccer
<b>Griffin Carr</b>	Tennis	Alexis Brissette	Basketball	<b>Nicholas Campbell</b>	Golf
<b>Elise Cassidy</b>	Swim/Dive	Kelly Canning	Comp Cheer	Elizabeth Carpenter	Softball
Christian Cleis	Football	<b>Madeline Carr</b>	Basketball	Griffin Carr	Baseball
<b>Petyon Coffman</b>	Football	Logan Carter	Basketball	Madeline Carr	Lacrosse
Patrick Conroy	Soccer	Peyton Coffman	Basketball	<b>Logan Carter</b>	Softball
Chase Coselman	Soccer	Patrick Conroy	Basketball	<b>Maya Chandy</b>	Tennis
<b>Brianna Costigan</b>	Cross Country	<b>Sarah Cummings</b>	Basketball	Patrick Conroy	Golf
<b>Brianna Costigan</b>	Swim/Dive	Emma Evo	Basketball	<b>Chase Coselman</b>	Baseball
Kayla Csapo	Cross Country	<b>Michael Fabatz</b>	Swim/Dive	<b>Brianna Costigan</b>	Soccer
<b>Scott Cubr</b>	Soccer	Andrew Gabler	Swim/Dive	<b>Scott Cubr</b>	Track
<b>Sarah Cummings</b>	Golf	<b>Christopher Gilbert</b>	Basketball	Sarah Cummings	Soccer
<b>Cassidy Curtis</b>	Volleyball	Jonathan Hall	Swim/Dive	<b>Samuel Deardorff</b>	Track
Samuel Deardorff	Cross Country	<b>Erin Kaye</b>	Basketball	Tess Degayner	Soccer
Jared Degroat	Soccer	<b>Hannah Kirshman</b>	Comp Cheer	<b>Elise Delecki</b>	Softball
Elise Delecki	Volleyball	Chloe Kotarak	Comp Cheer	Emily Deming	Tennis
<b>Dominic Dimambro</b>	Cross Country	Abigailmae Koza	Comp Cheer	<b>Dominic Dimambro</b>	Track
Michael Ewles	Football	Dean Kromer	Swim Dive	Emma Evo	Soccer
Michael Fabatz	Soccer	John Leaske	Swim/Dive	Kellie Farren	Soccer
Adam Gornick	Soccer	Greg Lukas	Basketball	Megan Ferguson	Tennis
Joel Graves	Football	Evangeline McKenzie	Comp Cheer	Emma Flannery	Soccer
<b>Molly Gundry</b>	Golf	Nick Melero	Swim/Dive	<b>Lucy Foguth</b>	Soccer
<b>Madaline Hall</b>	Swim/Dive	<b>Zachary Miceli</b>	Swim/Dive	<b>Christopher Gilbert</b>	Golf
Baylor Hamilton	Tennis	Ashley Miles	Comp Cheer	Jonathan Gillman	Baseball
<b>Connor Horgan</b>	Soccer	Taylor Mowery	Basketball	<b>Joel Graves</b>	Track
Erin Kaye	Volleyball	Cathleen Reuschlein	Basketball	<b>Molly Gundry</b>	Softball
<b>Jenna Keiser</b>	Cross Country	<b>Madison Shegos</b>	Basketball	Joseph Haas	Golf
Dean Kromer	Cross Country	<b>Noah Sizemore</b>	Swim/Dive	<b>Madaline Hall</b>	Track
<b>James Kryza</b>	Soccer	Hunter Smith	Swim/Dive	Delaney Hundzinski	Tennis
<b>Emma Lane</b>	Cross Country	Sydney Stossel	Comp Cheer	Jessica Huntley	Soccer
John Leaske	Soccer/ Swim & Dive	Callah Sullivan	Comp Cheer	Mikko Huotari	Golf
<b>Jacob Lee</b>	Cross Country	Hailey Tallman	Comp Cheer	Madeline Johnson	Track
Kate Lewandowski	Volleyball	Tanner Tallman	Basketball	<b>Jenna Keiser</b>	Track
Nina Lombardi	Volleyball	Robert Temple	Hockey	Bronson Kelly	Track

<b>Greg Lukas</b>	Football
Luke Lynch	Cross Country
<b>Shealyn Mandle</b>	Volleyball
Jacob Martin	Soccer
<b>Cameron Mathews</b>	Swim/Dive
<b>McKenzie Mead</b>	Swim/Dive
Nicholas Melero	Soccer
<b>Zachary Mosley</b>	Tennis
<b>Taylor Mowery</b>	Volleyball
Matthew Myers	Football
<b>Bryce Nakkula</b>	Tennis
Kendall Nash	Tennis
Jacob Newblatt	Soccer
Keegan Pombier	Football
Brenden Remillard	Tennis
<b>Madison Shegos</b>	Golf
<b>Taylor Shegos</b>	Swim/Dive
Haylee Skank	Swim/Dive
<b>Jarrett Smith</b>	Football
<b>Grady Sondgeroth</b>	Football
Sylvia Stack	Golf
Sean Stiles	Football
Samuel Strickhouser	Cross Country
Robert Temple	Soccer
<b>Reid Thompson</b>	Football
Parker Trecha	Tennis
<b>Trevor Young</b>	Soccer

<b>Peter Kennings</b>	Track
<b>Sylee Kiran</b>	Tennis
Abigailmae Koza	Track
<b>Emma Lane</b>	Track
<b>Nolan Lawrence</b>	Baseball
Taylor Lawrence	Baseball
<b>John Leaske</b>	Baseball
<b>Jacob Lee</b>	Track
<b>Kate Lewandowski</b>	Tennis
<b>Nina Lombardi</b>	Track
Cameron Mathews	Track
<b>Meaghan McArdle</b>	Softball
<b>Natalie Miller</b>	Lacrosse
<b>Taylor Mowery</b>	Softball
<b>Skylar Parks</b>	Lacrosse
Sydney Phipps	Tennis
Jessica Pierce	Tennis
Andrea Praedel	Tennis
<b>Abigail Quesnelle</b>	Soccer
Brenden Remillard	Golf
<b>Cathleen Reuschlein</b>	Lacrosse
Frank Schaefer	Track
Guro Stastad	Soccer
Sean Stiles	Track
Hailey Tallman	Track
<b>Tanner Tallman</b>	Baseball
<b>Zeinab Torabi</b>	Track
Megan Trapp	Track
Parker Trecha	Track
Hudson Villeneuve	Track
<b>Jonathan Warncke</b>	Track
<b>Madeleine Welch</b>	Softball
<b>Madeline Withers</b>	Lacrosse

Names in bold also received an Academic All-League Award

### **All-State Athletes**

- Six members of the senior class have received All-State Recognition:
  - Jacob Lee – Cross Country and Track
  - Chase Lynch – Football
  - Zac Miceli – Swim
  - Christopher Gilbert - Basketball
  - Brianna Costigan – Soccer
  - Chloee Foor - Soccer
- Six underclassmen have received All-State Recognition:
  - Zoe Weinberg - Skiing
  - Madaline Hall - Track
  - Andrew Bond - Cross Country
  - Dominic Dimambro - Cross Country
  - Taylor Shegos - Diving
  - Logan Carter - Softball
- The following member of the Girls' Ski Team participated at MHSAA State Finals:
  - Zoe Weinberg
- The following member of the Boys' Ski Team participated at MHSAA State Finals:
  - Brenden McInerney
- Five members of the Boys' Varsity Swim Team participated at MHSAA State Swim Finals:
  - Kyle Banner
  - Justin Beemer
  - Michael Fabatz
  - Zachary Miceli
  - Joe Perrera
- Nine members of the Girls' Varsity Swim Team participated at the MHSAA State Swim Finals:
  - Zoe Weinberg
  - Taylor Shegos
  - McKenzie Mead
  - Grace Siefker
  - Cameron Mathews
  - Lauren Gruber
  - Elise Cassidy
  - Brianna Costigan
  - Emma Cagle
- Six students of the Girls' Track and Field Team participated at MHSAA State Track Finals: Madaline Hall, Cambria Tiemann, Hannah Sage, Cassie Campbell, Zeinab Torabi, and Emily Kinser
- Five students from the Boys' Track and Field Team participated at MHSAA State Finals: Jacob Lee, Mitchell Chabot, Luke Chabot, Dominic Dimambro, and Andrew Bond
- Seven students from the Boys' Cross Country Team participated in the MHSAA State Finals:

Jacob Lee, Dominic Dimambro, Andrew Bond, Luke Chabot, Nolan Day, Samuel Strickhouser, and Mitchell Chabot

- One student from the Girls' Cross Country Team participated in the MHSAA State Finals:  
Cambria Tiemann

## **Milestones**

### **Flint Metro League All-Sports Trophy Standing**

FHS Athletes recouped the 2015-16 Flint Metro League All-Sports Trophy after having lost the trophy to Flushing High School for last school

### **Tournaments Hosted at Fenton High School Outside Regular Season Contests**

- 1 MHSAA Pre-District Tournament in Football
- 2 MHSAA Regional Tournaments: Boys' and Girls' Diving
- 1 State Semi-finals; D7 Football
- 1 MHSAA Cheer District
- 1 MHSAA Girls Basketball Quarterfinal
- 2 Division 2 State Tennis finals in Boys' and Girls' Tennis
- Genesee County Swim Meets for both the Boys' and Girls' Swimming and Diving
- Boys' and Girls' Swim tournaments
- Freshmen, Junior Varsity and Varsity Volleyball tournaments
- High School/Middle School Cheer tournament
- Junior Varsity and Varsity Wrestling tournaments
- 9<sup>th</sup>/10<sup>th</sup> grade Track invitational for Boys' and Girls'
- Middle School League Swim meet
- JV Golf Invitational
- 1 Girls Soccer MHSAA District

## **Participation**

- FHS sponsored 47 interscholastic high school athletic programs
- FHS athletes participated in over 700 contests
- FHS hired over 500 officials for home contests
- FHS staffed 52 coaching positions
- FHS coordinated 41 volunteer coaching positions
- 514 athletes (including 3 foreign exchange student) participated in at least one sport/club activity, representing 46.39% (514/1108) of the students enrolled at FHS.

### **Participants by Season, Gender, and Grade**

- 300 Fall participants
- 201 Winter participants
- 288 Spring participants
- 268 Male participants for the year
- 246 Female participants for the year



### Participants by Season, Gender, and Grade

	9th Grade Males	9th Grade Females	10th Grade Males	10th Grade Females	11th Grade Males	11th Grade Females	12th Grade Males	12th Grade Females
<b>1 Sport</b>	40	31	30	34	36	37	32	31
<b>2 Sports</b>	32	33	25	26	22	14	19	19
<b>3 Sports</b>	9	6	12	9	6	2	5	4
<b>Total</b>	81	70	67	69	64	53	56	54

### Fenton High School Revenues as of 6/30/2016

- participation fees waived free lunch (47 x \$220 = **-\$10,340**)
- foreign exchange student waived (3 x \$220 = **-\$660**)
- participation fees reduced (17 x \$110 = **-\$1,870**)
- Participation fees fully paid (409 x \$220 = \$89,980)
- participation fees not paid for Club sports (27 x \$220 = **-\$5,940**)
- 3 full participation fees outstanding as of 6/30/2016 (**-\$660**)
- 4 reduced participation fees outstanding as of 6/30/2016 (**-\$385**)
- 18 Athletic passes (18 x \$75 = \$1350)
- 106 payment plans
- Gate receipts of \$92,489 (not including participation fees). This exceeded the budget projection for revenues by \$16,689.

### Senior Athletic Scholarship Recipients:

- Leroy Decker Award Recipient Ms. Chloe Foor
- Mark Peck Award Recipient Mr. Jacob Lee
- Ivan Williams Award Recipient Ms. Brianna Costigan
- Three Seniors were named Flint Area Kiwanis Athlete of the Month winners:
  - Jacob Lee
  - Brianna Costigan
  - Chloe Foor
- Mr. Jacob Lee was the State Bank Male Athlete of the Year nominee.
- Ms. Brianna Costigan was the State Bank Athlete of the Year nominee and winner of the Female State Bank Athlete of the Year Award.

# **AGS MIDDLE SCHOOL**

## **Participation**

- AGS Middle School sponsored 19 interscholastic middle school athletic programs
- AGS Middle School athletes participated in over 128 contests
- AGS Middle School has hired over 64 officials for home middle school contests
- Staffed 21 coaching positions at AGS Middle School
- 4 volunteer coaching positions at AGS Middle School
- 275 athletes in grades 7 and 8 participated in at least one sport (48.93%) (275/562) of the students enrolled at AGS Middle School

	7th Grade Males	7th Grade Females	8th Grade Males	8th Grade Females
<b>1 Sport</b>	27	34	45	31
<b>2 Sports</b>	22	27	26	24
<b>3 Sports</b>	15	5	9	4
<b>4 Sports</b>	4	1	0	1
<b>Total</b>	68	67	80	60

## **Participants by Season, Gender**

- 195 Fall participants
- 65 Early Winter participants
- 89 Late Winter participants
- 156 Spring participants
- 148 Male participants
- 127 Female participants

## **AGS Middle School Revenues As of 6/30/2016**

- 29 participation fees waived (29 X \$110 = **-\$3190**)
- 16 participation fees reduced (16 X \$55 = **-\$880**)
- 257 fully paid participation fees (252 X \$110= \$27,720) (5 unpaid 6/30/16)
- 49 payment plans
- Gate receipts total \$ 20,584 (not including participation fees). This exceeded the original budget projection by approximately \$ 8,584.

## APPENDIX I

### 12 Year Participation History at Fenton High School

	<b>04 - 05</b>	<b>05 - 06</b>	<b>06- 07</b>	<b>07- 08</b>	<b>08- 09</b>	<b>09- 10</b>	<b>10- 11</b>	<b>11- 12</b>	<b>12- 13</b>	<b>13- 14</b>	<b>14- 15</b>	<b>15- 16</b>
Football	86	79	101	101	106	104	104	114	105	110	103	95
Girls Basketball	31	33	29	32	36	34	38	34	38	33	38	42
Fall Cheer	49	47	54	48	31	24	30	25	31	26	31	30
Girls Cross Country	22	21	22	15	14	19	30	24	23	21	21	16
Boys Cross Country	17	22	26	23	28	33	31	25	34	26	33	32
Girls Golf	12	11	10	11	11	12	14	14	15	15	12	11
Boys Soccer	34	41	36	42	39	38	38	44	40	43	44	37
Girls Swim	26	27	24	28	26	21	28	24	25	30	31	29
Boys Tennis	28	31	25	21	24	24	22	35	32	31	25	19
Boys Basketball	43	41	40	39	41	37	40	36	36	39	41	37
Boys Bowling								4	8	9	9	7
Girls Bowling								7	9	8	8	7
Winter Cheer	49	51	51	39	18	23	28	31	25	24	23	29
Gymnastics											1	2
Hockey	21	19	22	20	22	21	17	16	11	12	13	6
Boys Ski	7	12	8	7	9	9	9	7	6	7	7	12
Girls Ski	11	9	9	4	5	10	13	8	6	7	12	13
Boys Swim	25	26	26	24	26	18	33	37	35	27	28	32
Volleyball	40	36	42	36	34	40	39	39	40	38	39	38
Wrestling	16	21	32	28	34	18	17	31	11	28	15	12
Baseball	43	43	46	42	43	43	48	44	41	43	43	42
Boys Golf	12	15	13	13	15	14	16	16	17	18	15	18
Boys Lacrosse											14	9
Girls Lacrosse											18	27
Girls Soccer	39	40	45	39	40	35	42	45	47	37	38	46
Softball	26	28	29	34	28	28	24	27	24	25	23	21
Girls Tennis	37	38	29	35	34	38	48	52	36	31	30	33
Boys Track	49	58	59	59	60	55	61	38	73	53	45	59
Girls Track	43	47	38	39	39	32	31	38	52	45	35	27
<b>Total</b>	<b>766</b>	<b>796</b>	<b>816</b>	<b>779</b>	<b>763</b>	<b>730</b>	<b>801</b>	<b>815</b>	<b>820</b>	<b>786</b>	<b>795</b>	<b>788</b>

<b>School Enrollment</b>	<b>1177</b>	<b>1190</b>	<b>1166</b>	<b>1160</b>	<b>1147</b>	<b>1250</b>	<b>1211</b>	<b>1207</b>	<b>1163</b>	<b>1163</b>	<b>1106</b>	<b>1108</b>
--------------------------	-------------	-------------	-------------	-------------	-------------	-------------	-------------	-------------	-------------	-------------	-------------	-------------

(Please note: school enrollment does not include students that exceed the age requirement of the MHSAA or who are attending high school for more than 4 years.)

## APPENDIX II

### Seven Year Participation History at Andrew G. Schmidt Middle School

	09-10	10-11	11-12	12-13	13-14	14-15	15-16
<b>Baseball</b>				11	14	14	15
<b>Football 7</b>	41	37	38	50	28	35	39
<b>Football 8</b>	45	36	30	46	41	34	39
<b>Girls Basketball 7</b>	16	16	15	17	21	20	18
<b>Girls Basketball 8</b>	21	21	14	17	15	17	16
<b>Fall Cheer</b>	24	21	20	19	27	20	12
<b>Girls Cross Country</b>	19	18	10	13	39	34	21
<b>Boys Cross Country</b>	35	24	25	24	38	42	22
<b>Girls Swim</b>	32	23	26	31	27	21	28
<b>Girls Track</b>	79	79	55	58	53	49	47
<b>Boys Basketball 7</b>	17	18	15	17	17	15	18
<b>Boys Basketball 8</b>	20	16	16	17	18	17	16
<b>Winter Cheer</b>	20	18	29	14	19	10	12
<b>Boys Swim</b>	12	8	19	14	13	23	15
<b>Boys Track</b>	58	50	48	68	70	63	85
<b>Softball</b>				16	14	16	16
<b>Volleyball 7</b>	17	20	20	18	20	20	22
<b>Volleyball 8</b>	23	20	24	18	18	20	18
<b>Wrestling</b>	17	28	24	25	20	22	22
<b>Total</b>	496	453	428	482	512	492	481

**School Enrollment**    532    515    521    531    778    530    561  
 School enrollment does not include 6<sup>th</sup> grade athletes except in 2013-14

**APPENDIX III**  
**Academic All League Recipients**

<b>Fall Sports</b>	<b>Winter Sports</b>	<b>Spring Sports</b>
Name, Sport	Name, Sport	Name, Sport
<b>Liam Adams, Soccer</b>	Laura Albrant, Bowling	Jade Allami, Lacrosse
Kiley Aldred, Volleyball	Kiley Aldred, Basketball	Erin Bedell, Track
<b>Emily Battaglia, Cross Country</b>	Molly Anderson, Competitive Cheer	Emma Bellini, Soccer
Justin Beemer, Soccer	Kyle Banner, Swim/Dive	<b>Margaret Berry, Soccer</b>
<b>Margaret Berry, Golf</b>	Molly Beck, Bowling	Brenna Bleicher, Track
<b>Brenna Bleicher, Cross Country</b>	Justin Beemer, Swim/Dive	Andrew Bond, Track
<b>Andrew Bond, Cross Country</b>	Margaret Berry, Basketball	<b>Aaron Boulay, Track</b>
Aaron Boulay, Football	Jordynn Bloss, Competitive Cheer	<b>Ellery Brickles, Tennis</b>
<b>Emma Cagle, Swim/Dive</b>	Aaron Boulay, Basketball	Alexis Brissette, Soccer
<b>Nicholas Campbell, Tennis</b>	Ellery Brickles, Bowling	Brittany Bush, Soccer
<b>Griffin Carr, Tennis</b>	Alexis Brissette, Basketball	<b>Nicholas Campbell, Golf</b>
<b>Elise Cassidy, Swim/Dive</b>	Kelly Canning, Competitive Cheer	Elizabeth Carpenter, Softball
Christian Cleis, Football	Madeline Carr, Basketball	Griffin Carr, Baseball
<b>Peyton Coffman, Football</b>	Logan Carter, Basketball	Madeline Carr, Lacrosse
Patrick Conroy, Soccer	Peyton Coffman, Basketball	<b>Logan Carter, Softball</b>
Chase Coselman, Soccer	Patrick Conroy, Basketball	<b>Maya Chandy, Tennis</b>
<b>Brianna Costigan, Cross Country And Swim/Dive</b>	Sarah Cummings, Basketball	Patrick Conroy, Golf
Kayla Csapo, Cross Country	Emma Evo, Basketball	<b>Chase Coselman, Baseball</b>

<b>Scott Cubr, Soccer</b>	<b>Michael Fabatz, Swim/Dive</b>	Brianna Costigan, Soccer
<b>Sarah Cummings, Golf</b>	Andrew Gabler, Swim/Dive	<b>Scott Cubr, Track</b>
<b>Cassidy Curtis, Volleyball</b>	<b>Christopher Gilbert, Basketball</b>	Sarah Cummings, Soccer
Samuel Deardorff, Cross Country	Jonathan Hall, Swim/Dive	<b>Samuel Deardorff, Track</b>
Jared Degroat, Soccer	Erin Kaye, Basketball	Tess Degayner, Soccer
Elise Delecki, Volleyball	Hannah Kirshman, Competitive Cheer	<b>Elise Delecki, Softball</b>
<b>Dominic Dimambro, Cross Country</b>	Chloe Kotarak, Competitive Cheer	Emily Deming, Tennis
Michael Ewles, Football	Abigailmae Koza, Competitive Cheer	<b>Dominic Dimambro, Track</b>
Michael C. Fabatz, Cross Country	Dean Kromer, Swim/Dive	Emma Evo, Soccer
Michael J. Fabatz, Soccer	John Leaske, Swim/Dive	Kellie Farren, Soccer
Adam Gornick, Soccer	Greg Lukas, Basketball	Megan Ferguson, Tennis
Joel Graves, Football	Evangelina Mckenzie, Competitive Cheer	Emma Flannery, Soccer
<b>Molly Gundry, Golf</b>	Nicholas Melero, Swim/Dive	<b>Lucy Foguth, Soccer</b>
<b>Madaline Hall, Swim/Dive</b>	Zachary Miceli, Swim/Dive	<b>Christopher Gilbert, Golf</b>
Baylor Hamilton, Tennis	Ashley Miles, Competitive Cheer	Jonathan Gillman, Baseball
<b>Connor Horgan, Soccer</b>	Taylor Mowery, Basketball	<b>Joel Graves, Track</b>
Erin Kaye, Volleyball	Cathleen Reuschlein, Basketball	<b>Molly Gundry, Softball</b>
<b>Jenna Keiser, Cross Country</b>	<b>Madison Shegos, Basketball</b>	Joseph Haas, Golf
Dean Kromer, Cross Country	<b>Noah Sizemore, Swim/Dive</b>	<b>Madaline Hall, Track</b>
<b>James Kryza, Soccer</b>	Hunter Smith, Swim/Dive	Delaney Hundzinski, Tennis
<b>Emma Lane, Cross Country</b>	Sydney Stossel, Competitive Cheer	Jessica Huntley, Soccer
John Leaske, Soccer	Callah Sullivan, Competitive Cheer	Mikko Huotari, Golf
<b>Jacob Lee, Cross Country</b>	Hailey Tallman, Competitive Cheer	Madeline Johnson, Track

Kate Lewandowski,  
Volleyball

Nina Lombardi, Volleyball

**Greg Lukas, Football**

Luke Lynch, Cross Country

**Shealyn Mandle,  
Volleyball**

Jacob Martin, Soccer

**Cameron Mathews,  
Swim/Dive**

**McKenzie Mead,  
Swim/Dive**

Nicholas Melero, Soccer

**Zachary Mosley, Tennis**

**Taylor Mowery, Volleyball**

Matthew Myers, Football

**Bryce Nakkula, Tennis**

Kendall Nash, Tennis

Jacob Newblatt, Soccer

Keegan Pombier, Football

Brenden Remillard, Tennis

**Madison Shegos, Golf**

**Taylor Shegos, Swim/Dive**

Haylee Skank, Swim/Dive

**Jarrett Smith, Football**

**Grady Sondgeroth,  
Football**

Sylvia Stack, Golf

Tanner Tallman, Basketball

Robert Temple, Hockey

**Jenna Keiser, Track**

Bronson Kelly, Track

**Peter Kennings, Track**

Sylee Kiran, Tennis

Abigailmae Koza, Track

**Emma Lane, Track**

**Nolan Lawrence, Baseball**

Taylor Lawrence, Baseball

**John Leaske, Baseball**

**Jacob Lee, Track**

**Kate Lewandowski, Tennis**

**Nina Lombardi, Track**

Cameron Mathews, Track

**Meaghan McArdle, Softball**

**Natalie Miller, Lacrosse**

**Taylor Mowery, Softball**

**Skylar Parks, Lacrosse**

Sydney Phipps, Tennis

Jessica Pierce, Tennis

Andrea Praedel, Tennis

**Abigail Quesnelle, Soccer**

Brenden Remillard, Golf

**Cathleen Reuschlein, Lacrosse**

Sean Stiles, Football

Samuel Strickhouser, Cross  
Country

Robert Temple, Soccer

**Reid Thompson, Football**

Parker Trecha, Tennis

**Trevor Young, Soccer**

Frank Schaefer, Track

Guro Stastad, Soccer

Sean Stiles, Track

Hailey Tallman, Track

**Tanner Tallman, Baseball**

**Zeinab Torabi, Track**

Megan Trapp, Track

Parker Trecha, Track

Hudson Villeneuve, Track

Jonathan Warncke, Track

**Madeleine Welch, Softball**

**Madeline Withers, Lacrosse**

**Athletes on the All-League Team for their sport are in Bold Type**



**APPENDIX IV**  
**Metro League All-Sports Trophy**

									Fall
	<u>GOLF</u>	<u>B. TEN</u>	<u>B SOCC</u>	<u>VB</u>	<u>G CC</u>	<u>B CC</u>	<u>FB</u>	<u>G SWIM</u>	<u>Total</u>
<b>Fenton</b>	8	5	6	9	7	7	9	6	57
<b>Linden</b>	3	0	7	7	9	5	7	0	38
<b>Brandon</b>	5	2	9	6	4	4	5.5	1.5	37
<b>Flushing</b>	8	6	3.5	5	6	2	3.5	2	36
<b>Holly</b>	2	8	2	3.5	5	6	5.5	1.5	33.5
<b>Swartz Creek</b>	4	3	5	3.5	2	3	3.5	2	26
<b>Clio</b>	1	4	3.5	1.5	3	9	2	0	24
<b>Kearsley</b>	6	1	1	1.5	1	1	1	1	13.5

	<u>FALL</u>	<u>WR</u>	<u>GBB</u>	<u>BBB</u>	<u>HKY</u>	<u>SWIM</u>	<u>CHR</u>	<u>G BWL</u>	<u>B BWL</u>	<u>WINTER</u>	<u>TOTAL</u>
<b>Fenton</b>	57	1	7	5	1	6	4	3	2	29.0	86.00
<b>Flushing</b>	36	2	9	9	1.3	2	1	6	6	36.3	72.30
<b>Brandon</b>	37	4	4	6.5	0.3	3	9	3	3	32.8	69.80
<b>Holly</b>	33.5	6	6	6.5	0.3	1.5	3	5	4.5	32.8	66.30
<b>Swartz Creek</b>	26	3	5	2.5	1.3	2	5	7	9	34.8	60.80
<b>Linden</b>	38	7	2	2.5	1	0	2	1	1	16.5	54.50
<b>Clio</b>	24	5	3	4	1.3	0	7	3	4.5	27.8	51.80
<b>Kearsley</b>	13.5	9	1	1	0.3	1.5	6	9	7	34.8	48.30

	Thru	Girls	Girls	Boys	Boys	Girls			Girls	Spring	FINAL	2014-15
	<u>Winte</u> <u>r</u>	<u>Socce</u> <u>r</u>	<u>Tenni</u> <u>s</u>	<u>Golf</u>	<u>Track</u>	<u>Track</u>	<u>Softbal</u> <u>l</u>	<u>Basebal</u> <u>l</u>	<u>Lax</u>	<u>Total</u>	<u>TOTAL</u> <u>L</u>	<u>TOTAL</u> <u>L</u>
Fenton	86.00	9.0	6.0	7.0	7.0	9.0	9.0	5.5	2.5	55.00	141.00	113.50
Flushing	72.30	5.0	5.0	9.0	9.0	5.0	2.0	7.0	2.0	44.00	116.30	129.00
Linden	54.50	6.5	0.0	4.0	6.0	6.0	6.5	9.0	2.5	40.50	95.00	86.00
Holly	66.30	3.0	8.0	6.0	3.5	3.0	1.0	2.5	0.5	27.50	93.80	99.17
Brandon	69.80	4.0	2.0	2.5	1.0	7.0	3.0	2.5	0.5	22.50	92.30	105.50
Swartz Creek	60.80	6.5	3.0	2.5	2.0	4.0	4.5	4.0	3.0	29.50	90.30	75.33
Clio	51.80	1.0	4.0	1.0	3.5	2.0	4.5	5.5	0	21.50	73.30	87.25
Kearsley	48.30	2.0	1.0	5.0	5.0	1.0	6.5	1.0	0	21.50	69.80	85.42

## APPENDIX V

### Five Year Athletic Revenue History at Fenton High School

	2011-2012 Projected	2011-12 Actual		2012-2013 Projected	2012-13 Actual		2013-14 Projected	2013-14 Actual		2014-15 Projected	2014-15 Actual		2015 - 16 Projected	2015 - 16 Actual
<b>Varsity Football</b>	\$32,000.00	\$31,435.10		\$32,000.00	\$39,702.75		\$32,000.00	\$40,363.96		\$32,000.00	\$35,367.76		\$32,000.00	\$40,307.00
<b>JV Football</b>	\$8,000.00	\$8,213.84		\$8,000.00	\$8,784.00		\$6,500.00	\$6,119.13		\$6,500.00	\$7,114.91		\$6,500.00	\$6,603.00
<b>Var B Basketball</b>	\$15,000.00	\$17,172.25		\$15,000.00	\$19,745.10		\$17,000.00	\$12,623.25		\$17,000.00	\$16,188.00		\$17,000.00	\$14,339.00
<b>9th B Basketball</b>	\$1,800.00	\$1,835.00		\$1,800.00	\$2,090.00		\$1,800.00	\$1,317.00		\$1,800.00	\$1,685.00		\$1,800.00	\$2,598.00
<b>Var G Basketball</b>	\$4,000.00	\$2,156.00		\$4,000.00	\$2,962.06		\$3,000.00	\$1,311.00		\$3,000.00	\$2,040.00		\$3,000.00	\$2,405.00
<b>9th G Basketball</b>	\$500.00	\$1,607.00		\$500.00	\$1,771.00		\$1,000.00	\$1,420.00		\$1,000.00	\$2,692.00		\$1,000.00	\$1,755.00
<b>Wrestling</b>	\$800.00	\$900.00		\$800.00	\$1,675.00		\$800.00	\$360.00		\$800.00	\$970.00		\$800.00	\$1,877.00
<b>G Swim/Dive</b>	\$1,500.00	\$1,745.00		\$1,500.00	\$1,893.60		\$1,500.00	\$2,235.00		\$1,500.00	\$1,645.20		\$1,500.00	\$2,325.00
<b>B Swim/Dive</b>	\$1,200.00	\$1,090.00		\$1,200.00	\$1,384.00		\$1,200.00	\$774.00		\$1,200.00	\$1,305.00		\$1,200.00	\$1,175.00
<b>Volleyball</b>	\$2,800.00	\$3,938.10		\$2,800.00	\$3,356.00		\$2,800.00	\$4,025.00		\$2,800.00	\$4,556.00		\$2,800.00	\$5,756.00
<b>B Soccer</b>	\$2,500.00	\$4,801.00		\$2,500.00	\$4,555.47		\$3,000.00	\$4,548.00		\$3,000.00	\$4,846.00		\$3,000.00	\$4,570.00
<b>G Soccer</b>	\$2,500.00	\$3,259.95		\$2,500.00	\$4,197.80		\$3,000.00	\$6,613.00		\$3,000.00	\$4,766.18		\$3,000.00	\$5,044.00
<b>Track</b>	\$1,500.00	\$3,718.00		\$1,500.00	\$695.00		\$700.00	\$2,097.00		\$700.00	\$2,020.00		\$700.00	\$2,235.00
<b>Cheerleading</b>	\$500.00	\$0.00		\$500.00	\$0.00		\$0.00	\$0.00		\$0.00	\$1,290.00		\$0.00	\$0.00
<b>Host MHSAA</b>				\$1,500.00	\$2,000.00		\$1,500.00	\$0.00		\$1,500.00	\$1,500.00		\$1,500.00	\$1,500.00
<b>Family Pass</b>	\$12,000.00	\$13,180.00		\$12,000.00	\$11,612.00		\$12,000.00	\$11,380.00		\$12,000.00	\$11,120.00		\$12,000.00	\$9,940.71
<b>Pay to Participate</b>	\$85,000.00	\$91,095.00		\$85,000.00	\$89,945.00		\$87,000.00	\$89,963.75		\$87,000.00	\$81,200.00		\$87,000.00	\$92,854.00
<b>TOTAL</b>	<b>\$171,600.00</b>	<b>\$186,146.24</b>		<b>\$173,100.00</b>	<b>\$196,368.78</b>		<b>\$174,800.00</b>	<b>\$185,150.09</b>		<b>\$174,800.00</b>	<b>\$180,306.05</b>		<b>\$174,800.00</b>	<b>\$195,283.71</b>

## APPENDIX VI

### Five Year Athletic Revenue History at Andrew G. Schmidt Middle School

	<b>2011 - 12 Projected</b>	<b>2011 - 12 Actual</b>	<b>2012 - 13 Projected</b>	<b>2012 - 13 Actual</b>	<b>2013 - 14 Projected</b>	<b>2013 - 14 Actual</b>	2014-15 Projected	2014 - 15 Actual	2015 - 16 Projected	2015 - 16 Actual
Football	\$3,000.00	\$4,269.10	\$3,000.00	\$3,843.00	\$3,000.00	\$4,536.55	\$3,000.00	\$3,298.01	\$3,000.00	\$6,998.00
Boys Basketball	\$2,500.00	\$2,812.00	\$2,500.00	\$2,533.00	\$2,500.00	\$2,747.10	\$2,500.00	\$2,830.00	\$2,500.00	\$3,024.00
Girls Basketball	\$1,500.00	\$2,014.05	\$1,500.00	\$1,887.50	\$1,500.00	\$2,151.00	\$1,500.00	\$2,142.35	\$1,500.00	\$2,095.00
Wrestling	\$800.00	\$731.20	\$800.00	\$171.00	\$500.00	\$685.00	\$500.00	\$619.00	\$500.00	\$801.00
Swim	\$500.00	\$2,442.00	\$500.00	\$1,724.00	\$1,000.00	\$745.00	\$1,000.00	\$697.00	\$1,000.00	\$1,210.00
Volleyball	\$1,800.00	\$2,216.70	\$1,800.00	\$2,769.00	\$2,000.00	\$2,358.25	\$2,000.00	\$2,447.00	\$2,000.00	\$2,658.00
Track	\$1,000.00	\$2,686.75	\$1,000.00	\$3,481.00	\$1,500.00	\$2,524.00	\$1,500.00	\$2,738.00	\$1,500.00	\$3,798.00
Student Fees	\$17,500.00	\$23,150.00	\$17,500.00	\$23,420.00	\$17,500.00	\$25,970.00	\$17,500.00	\$29,550.00	\$17,500.00	\$27,770.00
Family Pass	\$0.00	\$760.00	\$600.00	\$1,080.00	\$600.00	\$840.00	\$600.00	\$200.00	\$600.00	\$1,160.00
Total	<b>\$28,600.00</b>	<b>\$41,081.80</b>	<b>\$29,200.00</b>	<b>\$40,908.50</b>	<b>\$30,100.00</b>	<b>\$42,556.90</b>	\$30,100.00	\$44,521.36	\$30,100.00	\$49,514.00

## APPENDIX VII

### Budget Analysis

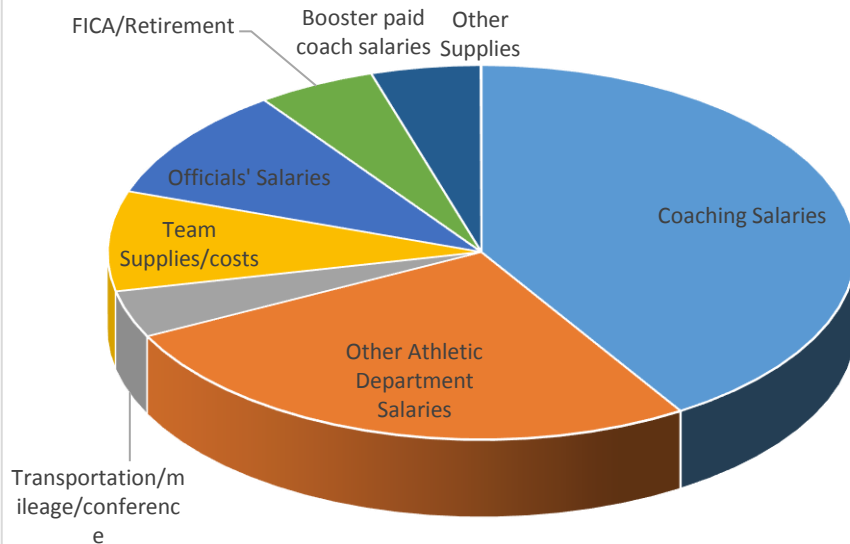
**FHS Athletic Expenses 2015 - 16 School year**

Coaching Salaries	\$177,409.50
Other Athletic Department Salaries	\$114,444.24
Transportation/mileage/conference	\$17,495.76
Team Supplies/costs	\$37,349.57
Officials' Salaries	\$42,500.00
FICA/Retirement	\$22,091.01
Booster paid coach salaries	\$20,475.00
Other Supplies	\$151.21
<b>Total Expense</b>	<b>\$431,916.29</b>

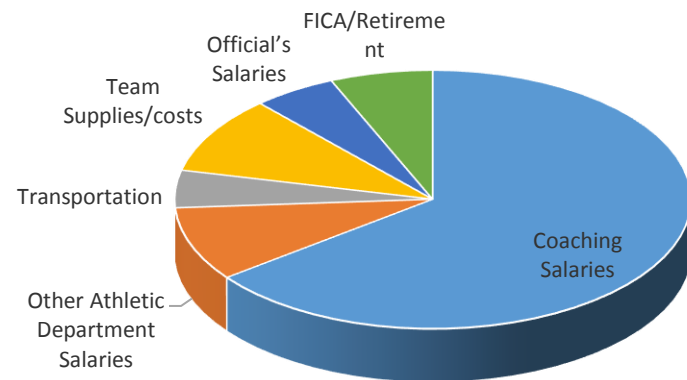
**AGS Athletic Expenses 2015 - 16 School year**

Coaching Salaries	\$46,235.48
Other Athletic Department Salaries	\$6,626.00
Transportation	\$3,346.73
Team Supplies/costs	\$6,936.80
Official's Salaries	\$3,755.00
FICA/Retirement	\$4,598.83
<b>Total Expense</b>	<b>\$71,498.84</b>

**2015 - 2016 FHS Athletic Expenses**



**2015 - 2016 AGS Athletic Expenses**



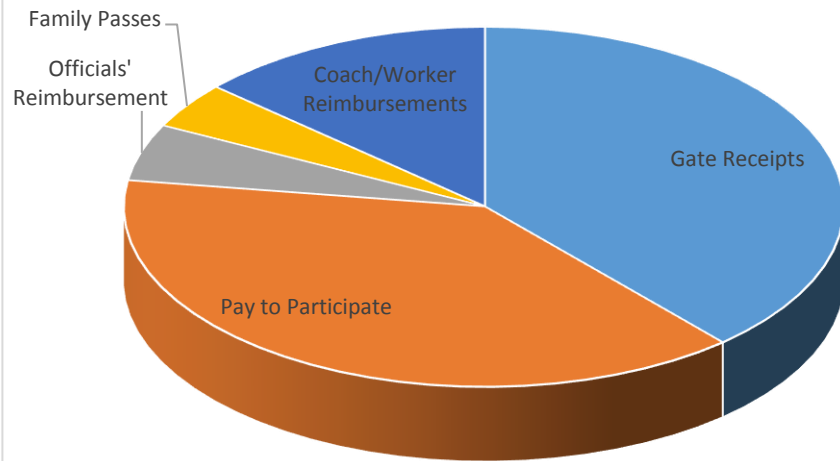
### FHS Athletic Revenues 2014-15 School Year

Gate Receipts	\$87,986.05
Pay to Participate	\$87,296.00
Officials' Reimbursement	\$12,874.16
Family Passes	\$11,120.00
Coach/Worker Reimbursements	\$27,013.00
<b>Total</b>	<b>\$226,289.21</b>

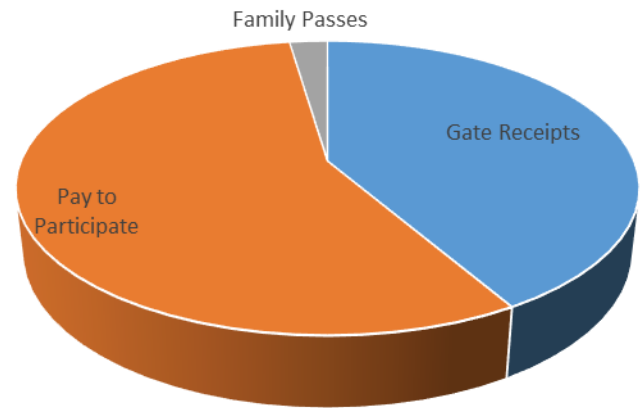
### AGS Athletic Revenues 2014-15 School Year

Gate Receipts	\$14,771.36
Pay to Participate	\$26,650.00
Family Passes	\$200.00
<b>Total</b>	<b>\$41,621.36</b>

2015 - 2016 FHS Athletic Revenues



2015 - 2016 AGS Revenues



**Total Expenses for 2015-16 School Year**

AGS Total	\$71,498.84
FHS Total	\$431,916.29
<b>Total</b>	<b>\$503,415.13</b>

**Total Revenues for 2015-16 School Year**

AGS Total	\$49,514.00
FHS Total	\$239,669.90
<b>Total</b>	<b>\$289,183.90</b>

**Athletics Total Cost to FAPS**

AGS Final Cost	\$21,984.84
FHS Final Cost	\$192,246.39
FAPS Final Cost	\$214,231.23

**Percentage of General Fund Budget** 0.68%  
**2015-16 (tentative and**  
**Will be based on the final audit)**  
Value determined by \$214,231.23/\$31,508,969