



### Track & Field Meet Records

#### State Meet Winners & Placers

|     |                 |          |                   |      |
|-----|-----------------|----------|-------------------|------|
| 1st | <b>HJ:</b>      | 6'11     | Cole Herron       | 2002 |
|     | <b>HJ:</b>      | 6'10     | Cole Herron       | 2003 |
| 2nd | <b>220yds:</b>  | nt       | Wayne Burk Sr.    | 1938 |
|     | <b>PV:</b>      | 15'6     | Billy Jack Pierce | 1977 |
| 3rd | <b>120ydHH:</b> | 14.5     | Ken Biggs         | 1954 |
| 4th | <b>D:</b>       | nm       | Daryl Sorensen    | 1954 |
|     | <b>TJ:</b>      | 47'11    | Kosi Agina        | 2019 |
| 5th | <b>2mile r:</b> | 9:06.2   | Kasto Lopez       | 1969 |
|     | <b>PV:</b>      | 14'0     | Billy Jack Pierce | 1976 |
|     | <b>3200mr:</b>  | 9:03.83a | David Naranjo     | 1985 |
| 6th | <b>2mile r:</b> | 9:03.6   | Kasto Lopez       | 1970 |
|     | <b>PV:</b>      | nm       | Brian Folmer      | 1979 |
|     | <b>TJ:</b>      | 46'9     | Kosi Agina        | 2018 |
|     | <b>800mr:</b>   | 1:51.46a | Louie Calderon    | 1981 |

#### State Meet Qualifiers (non-placers)

|                 |   |      |
|-----------------|---|------|
| <b>110mHH:</b>  | Mike Payseno                                    | 1982 |
|                 | Matai Lealaimatafao (15.19a)                    | 2017 |
| <b>200md:</b>   | Mario Navarrete (22.59a)                        | 2002 |
| <b>220yds:</b>  | Wayne Burk Sr.                                  | 1939 |
| <b>800mr:</b>   | Louie Calderon                                  | 1980 |
|                 | Mohamed Saleh (1:56.5)                          | 2018 |
| <b>800mr:</b>   | Emanuel Salas (did not run)                     | 2022 |
| <b>1600mr:</b>  | Trevor Uyemura (4:26.21a - 24 <sup>th</sup> )   | 2000 |
|                 | Trevor Uyemura (4:34.12a)                       | 2001 |
| <b>3200mr:</b>  | Julian Vinton                                   | 1980 |
|                 | David Naranjo                                   | 1986 |
|                 | Robert Cardenas                                 | 1989 |
|                 | Robert Cardenas                                 | 1990 |
|                 | Robert Cardenas                                 | 1991 |
|                 | Robert Vaca                                     | 1999 |
| <b>1mile r:</b> | Allison Jordan                                  | 1954 |
| <b>2mile r:</b> | Julian Vinton                                   | 1979 |
| <b>SP:</b>      | Kesean McCandless (53'3.75 - 12 <sup>th</sup> ) | 2014 |
|                 | Atomic Torosian                                 | 1967 |
|                 | Tom Merlo                                       | 1977 |
|                 | Tom Merlo                                       | 1978 |
|                 | Ray East  | 1985 |
|                 | Tom Rowe  | 1987 |
| <b>D:</b>       | Atomic Torosian                                 | 1967 |
|                 | Richard Merlo                                   | 1972 |
|                 | Ted Torosian                                    | 1977 |
| <b>HJ:</b>      | Bret Bell                                       | 1975 |
|                 | Bret Bell                                       | 1976 |
|                 | Bret Bell 6'8                                   | 1977 |
|                 | Cole Herron (6'8 prelims/6'4 finals)            | 2001 |
|                 | Jacob Anthony                                   | 2012 |
| <b>PV:</b>      | David Chavez                                    | 2017 |

#### Central-East Area Meet Winners

|                 |           |                   |      |
|-----------------|-----------|-------------------|------|
| <b>200md:</b>   | 22.40a    | Mario Navarrete   | 2007 |
|                 | 22.32a    | Mario Navarrete   | 2008 |
| <b>400md:</b>   | 50.0      | Louis Rodriguez   | 1980 |
| <b>800mr:</b>   | 1:54.3    | Louie Calderon    | 1981 |
|                 | 1:56.3    | David Naranjo     | 1984 |
|                 | 1:57.2    | Guillermo Marcial | 2013 |
|                 | 1:57.2    | Emanuel Salas     | 2021 |
| <b>1600mr:</b>  | 4:21.9    | Nacho Salinas     | 1980 |
|                 | 4:24.1    | Rick Bernal       | 1983 |
|                 | 4:21.7    | David Naranjo     | 1984 |
|                 | 4:17.2    | David Naranjo     | 1985 |
|                 | 4:21.2    | David Naranjo     | 1986 |
|                 | 4:36.85a  | Trevor Uyemura    | 2001 |
|                 | 4:32.21a  | Leo Alva          | 2003 |
|                 | 4:25.58a  | Leo Alva          | 2004 |
|                 | 4:28.37a  | Leo Alva          | 2005 |
|                 | 5:09.17a  | Jayden Olea       | 2021 |
| <b>2mile r:</b> | 9:22.5    | Kasto Lopez       | 1970 |
|                 | 9:34.6    | Julian Vinton     | 1979 |
| <b>3200mr:</b>  | 9:28.3    | Martin Leal       | 1984 |
|                 | 9:44.2    | David Naranjo     | 1985 |
|                 | 9:37.2    | David Naranjo     | 1986 |
|                 | 9:50.82a  | Robert Cardenas   | 1989 |
|                 | 9:52.39a  | Tim Henry         | 1992 |
|                 | 10:01.73a | Juan Zamora       | 1994 |
|                 | 9:48.87a  | Robert Vaca       | 1999 |
|                 | 9:49.17a  | Jayden Olea       | 2021 |

|                      |          |   |      |
|----------------------|----------|---|------|
| <b>110mHH:</b>       | 14.6     | Mike Payseno  | 1981 |
|                      | 14.5     | Mike Payseno  | 1982 |
|                      | 16.17a   | Matai Lealaimatafa                                    | 2015 |
| <b>300mH:</b>        | 40.64a   | Matai Lealaimatafa                                    | 2017 |
|                      | 41.52a   | Matai Lealaimatafa                                    | 2016 |
| <b>4x400m relay:</b> | 3:25.14a | Josh Taylor, Leo Alva, Antonio Valdez, Craig Mulligan | 2004 |
|                      | 3:25.83a | T.Jones, J.DeSantiago, M.Saleh, I.Topete              | 2018 |
|                      | 3:26.14a | W.Chavez, A.Quezada, T.Jones, M.Castillo              | 2016 |
| <b>HJ:</b>           | 6'4      | Bret Bell   | 1976 |
|                      | 6'10.75  | Bret Bell   | 1977 |
|                      | 6'8      | Mike Miller   | 1978 |
|                      | 6'10     | Cole Herron   | 2002 |
|                      | 6'8      | Cole Herron   | 2003 |
| <b>PV:</b>           | 13'3     | Joe Lugo  | 1973 |
|                      | 13'6     | A.Cuevas  | 1978 |
| <b>TJ:</b>           | 47'1.5   | Ted Torosian  | 1976 |
|                      | 46'3     | Kosi Agina  | 2019 |
|                      | 44'3     | Matai Lealaimatafa                                    | 2017 |
|                      | 43'11    | Marco Perez   | 1980 |
| <b>SP:</b>           | 52'1.25  | Bob Griffith  | 1973 |
|                      | 51'3     | Tom Merlo   | 1977 |
|                      | 52.5.5   | Ray East  | 1985 |
|                      | 54.7.5   | Tom Rowe  | 1986 |
|                      | 55'5     | Tom Rowe  | 1987 |
|                      | 51.8.5   | Greg Riley  | 1994 |
| <b>D:</b>            | 166'2    | Scott Wilson  | 1975 |
|                      | 162'6    | Kesean McCandless                                     | 2013 |
|                      | 156'3    | Tom Rowe  | 1986 |
|                      | 158'11   | Greg Riley  | 1994 |
|                      | 145'6    | Jared Shahbazian                                      | 2011 |

#### CIF Southern Region Qualifiers

|                |                |      |
|----------------|----------------|------|
| <b>800mr:</b>  | Alonzo Perez   | 1983 |
| <b>3200mr:</b> | David Naranjo  | 1983 |
| <b>1600mr:</b> | David Naranjo  | 1984 |
| <b>3200mr:</b> | Miguel Hurtado | 1984 |
|                | Martin Leal    | 1984 |

#### Masters Meet Winners

|                     |           |                   |      |
|---------------------|-----------|-------------------|------|
| <b>220yds:</b>      | 21.9      | Wayne Burke Sr.   | 1938 |
| <b>800mr:</b>       | 1:54.6    | Louie Calderon    | 1980 |
|                     | 1:51.63a  | Louie Calderon    | 1981 |
| <b>1600mr:</b>      | 4:17.87a  | David Naranjo     | 1984 |
| <b>2 mile r:</b>    | 9:25.6    | Kasto Lopez       | 1969 |
|                     | 9:24.48a  | Julian Vinton     | 1979 |
| <b>3200mr:</b>      | 9:27.95a  | Martin Leal       | 1984 |
|                     | 9:14.29a  | David Naranjo     | 1985 |
|                     | 9:15.51a  | David Naranjo     | 1986 |
|                     | 9:26.99a  | Robert Cardenas   | 1989 |
|                     | 9:37.91a  | Robert Cardenas   | 1990 |
| <b>HJ:</b>          | 6'10      | Bret Bell         | 1977 |
|                     | 7'0       | Cole Herron       | 2002 |
|                     | 6'10      | Cole Herron       | 2003 |
| <b>PV:</b>          | 15'0.25   | Billy Jack Pierce | 1977 |
| <b>D (4lbs6oz):</b> | 125'9.25  | Ed Rose           | 1941 |
| <b>D (3lbs9oz):</b> | 155'11.25 | Darrel Sorenson   | 1954 |

#### CLASS "B" (1915-1974)

|  |           |                   |      |
|--|-----------|-------------------|------|
| Sanger tied with Edison (Fresno) Master's Meet Championship 1961 |           |                   |      |
| <b>1320yd r:</b>   | 3:26.4    | Madsen            | 1941 |
| <b>TJ:</b>   | 38.8      | B.Obama           | 1933 |
| <b>D (3lbs):</b>   | 150'8 5/8 | Ed Rose           | 1940 |
| <b>D (3lbs6oz):</b>  | 150'0.25  | Leahmann Westrick | 1961 |
| <b>D:</b>  | 149'2.5   | Jack Westrick     | 1963 |
| <b>1mile r:</b>  | 4:23.7    | Mike Mendieta     | 1971 |

#### CLASS "C" (1915-1974)

|                   |         |               |      |
|-------------------|---------|---------------|------|
| <b>HJ:</b>        | 5'6     | Ken Jarvis    | 1939 |
| <b>LJ:</b>        | 20'6.75 | George Gong   | 1967 |
| <b>PV:</b>        | 11'3.25 | Eddie Ortiz   | 1959 |
|                   | 11'9    | Joe Lugo      | 1971 |
| <b>SP (8lbs):</b> | 52'7.75 | Jack Westrick | 1961 |
|                   | 54'1.25 | Kirkwood Barr | 1964 |
| <b>D:</b>         | 125'3   | Jack Westrick | 1961 |
|                   | 128'8   | Alan Uyemura  | 1972 |



### Honor Roll of Varsity Records

#### 100md

|    |        |                  |      |
|----|--------|------------------|------|
| 1. | 10.6   | Ato White        | 1992 |
| 2. | 10.91a | Mario Navarrete  | 2009 |
| 3. | 11.18a | Estevan Gonzales | 2023 |
| 4. | 11.19a | Kosi Agina       | 2019 |
| 5. | 11.20a | Jose Porras      | 2019 |
| 6. | 11.32a | Ian Dildine      | 2011 |
| 7. | 11.2   | Mike Payseno     | 1982 |
|    | 11.2   | Mike Leas        | 1996 |
| 8. | 11.3   | Tim Springs      | 1991 |
|    | 11.3   | Matt Potter      | 1991 |

#### 200md

|    |        |                  |      |
|----|--------|------------------|------|
| 1. | 21.5   | Ato White        | 1992 |
| 2. | 22.04a | Mario Navarrete  | 2008 |
| 3. | 22.30a | Tim Springs      | 1984 |
| 4. | 22.56a | Henry Johnson    | 1998 |
| 5. | 22.60a | Jeremy Vasquez   | 1998 |
| 6. | 22.61a | Trevor Jones     | 2017 |
| 7. | 22.75a | Estevan Gonzales | 2023 |
| 8. | 22.6   | Greg Ashford     | 1974 |

#### 400md

|    |          |                 |      |
|----|----------|-----------------|------|
| 1. | 49.0     | Ato White       | 1992 |
|    | 49.0 ydc | Gil Holquin     | 1958 |
| 2. | 50.0     | Louis Rodriquez | 1980 |
| 3. | 50.22a   | Matt Potter     | 1992 |
|    | 50.2 c   | Louie Calderon  | 1980 |
| 4. | 50.37a   | Jeremy Vasquez  | 1998 |
| 5. | 50.38a   | Ty Martin       | 1985 |

#### 800mr

|    |          |                   |      |
|----|----------|-------------------|------|
| 1. | 1:51.46a | Louie Calderon    | 1981 |
| 2. | 1:52.98a | Emanuel Salas     | 2022 |
| 3. | 1:53.35  | Emanuel Salas     | 2021 |
| 4. | 1:54.61a | Mohamed Saleh     | 2018 |
| 5. | 1:55.00a | Guillermo Marcial | 2013 |
| 6. | 1:55.4   | David Naranjo     | 1986 |
| 7. | 1:55.92a | Alonzo Perez      | 1983 |
| 8. | 1:56.54a | Ben Fox           | 2010 |
| 9. | 1:56.8   | Harvey Morales    | 1983 |

#### 1600mr

|     |            |                |      |
|-----|------------|----------------|------|
| 1.  | 4:13.79a   | Emanuel Salas  | 2021 |
| 2.  | 4:15.23a   | David Naranjo  | 1986 |
| 3.  | 4:18.17a   | Trevor Uyemura | 2002 |
| 4.  | 4:20.1 yc  | Kasto Lopez    | 1969 |
| 5.  | 4:21.7     | Pedro Medrano  | 1975 |
| 6.  | 4:21.77a   | Jayden Olea    | 2021 |
| 7.  | 4:21.9     | Nacho Salinas  | 1980 |
| 8.  | 4:23.12 yc | Mike Mendieta  | 1972 |
| 9.  | 4:23.2     | Louie Calderon | 1981 |
| 10. | 4:23.6     | Roy Vinton     | 1982 |

#### 3200mr

|    |            |                 |      |
|----|------------|-----------------|------|
| 1. | 8:57.73a   | Emanuel Salas   | 2021 |
| 2. | 9:00.2 ydc | Kasto Lopez     | 1970 |
| 3. | 9:03.83a   | David Naranjo   | 1985 |
| 4. | 9:15.7     | Julian Vinton   | 1980 |
| 5. | 9:23.0     | Martin Leal     | 1983 |
| 6. | 9:23.5     | Miguel Hurtado  | 1983 |
| 7. | 9:25.5     | Robert Cardenas | 1989 |
| 8. | 9:25.61    | Myles Nicasio   | 2022 |
| 9. | 9:25.7     | Nacho Salinas   | 1980 |

#### 110m HH

|    |        |                     |      |
|----|--------|---------------------|------|
| 1. | 14.3   | Mike Payseno        | 1982 |
| 2. | 14.4y  | Ken Biggs           | 1954 |
| 3. | 14.5   | Bret Bell           | 1977 |
| 4. | 14.81a | Navneet Dhillon     | 2011 |
| 5. | 14.92a | Matai Lealaimatafao | 2017 |
| 6. | 14.9y  | Bill Farnsworth     | 1957 |

#### 300m IH

|    |        |                     |      |
|----|--------|---------------------|------|
| 1. | 39.30a | Navneet Dhillon     | 2011 |
| 2. | 39.84a | Scott Spielman      | 2007 |
| 3. | 39.92a | Han Yotoun          | 2023 |
| 4. | 40.06  | Matai Lealaimatafao | 2017 |
| 5. | 40.11a | Han Yotoun          | 2023 |
| 6. | 40.47a | Nathan O'Neil       | 1998 |
| 7. | 40.85a | Daniel Irick        | 2003 |

#### High Jump

|    |         |               |      |
|----|---------|---------------|------|
| 1. | 7'0.25  | Cole Herron   | 2003 |
| 2. | 6'10.75 | Bret Bell     | 1977 |
| 3. | 6'8     | Mike Miller   | 1978 |
| 4. | 6'7     | Mark Tawls    | 1978 |
| 5. | 6'6     | Greg Simmons  | 1982 |
|    | 6'6     | Travis Gray   | 1987 |
| 6. | 6'5     | Jacob Anthony | 2012 |
| 7. | 6'4     | Brian Folmer  | 1979 |
|    | 6'4     | Gil Holquin   | 1980 |
|    | 6'4     | Rod Kalpakoff | 1983 |

#### Pole Vault

|    |         |                   |      |
|----|---------|-------------------|------|
| 1. | 16'1.5  | Billy Jack Pierce | 1977 |
| 2. | 15'1    | Tyler Hiester     | 2012 |
| 3. | 14'7    | Brian Folmar      | 1979 |
| 4. | 14'4.5  | Kevin O'Reilly    | 1975 |
| 5. | 14'2    | Bob Flint         | 1972 |
| 6. | 14'0    | Kory Saffel       | 1981 |
|    | 14'0    | David Chavez      | 2017 |
| 7. | 13'10   | Joe Lugo          | 1974 |
|    | 13'10   | Art Cuevas        | 1978 |
| 8. | 13'5    | Chad Wilson       | 2022 |
| 9. | 13'0.75 | Sam Champion      | 1969 |

#### Long Jump

|     |          |                 |      |
|-----|----------|-----------------|------|
| 1.  | 22'8     | Henry Johnson   | 1998 |
| 2.  | 22'7     | Chidera Agina   | 2022 |
| 3.  | 22'5.5   | Tim Springs     | 1984 |
| 4.  | 22'3.5   | Kosi Agina      | 2019 |
| 5.  | 22'5.5   | Tim Springs     | 1984 |
| 6.  | 22'1.75  | Eddie Dittenbir | 1941 |
| 7.  | 22'0     | Ernie Reese     | 1957 |
| 8.  | 21'10.5  | H. Curtis       | 1942 |
| 9.  | 21'4.5   | Ken Maggard     | 1964 |
| 10. | 21'3.57  | Navneet Dhillon | 2010 |
| 11. | 21'3.5   | Bob Bosserman   | 1946 |
| 12. | 20.11.75 | Ted Torosian    | 1976 |

#### Triple Jump

|    |          |                     |      |
|----|----------|---------------------|------|
| 1. | 47'10.75 | Kosi Agina          | 2018 |
| 2. | 47'1.5   | Ted Torosian        | 1976 |
| 3. | 46'0.25  | Marcos Perez        | 1980 |
| 4. | 45'2     | Chidera Agina       | 2022 |
| 5. | 45'0.25  | Matai Lealaimatafao | 2017 |
| 6. | 44'10.75 | William Gong        | 1972 |
| 7. | 44'1.75  | Terry Ashmore       | 1971 |
|    | 44'1.75  | Frank Gonzalez      | 1981 |
| 8. | 43'8.85  | Tyri Haynie         | 2015 |

#### Shot Put (12lb)

|    |          |                   |      |
|----|----------|-------------------|------|
| 1. | 58'0     | Atomic Torosian   | 1967 |
| 2. | 57'4.5   | Tom Merlo         | 1978 |
| 3. | 55'10.25 | Kesean McCandless | 2014 |
| 4. | 55'9     | Ray East          | 1986 |
| 5. | 55'5     | Tom Rowe          | 1987 |
| 6. | 54'6.75  | Dale Smith        | 1966 |
| 7. | 54'5.5   | Greg Ashford      | 1975 |
| 8. | 54'0.5   | Jim Nielsen       | 1962 |

#### Discus

|    |        |                   |      |
|----|--------|-------------------|------|
| 1. | 173'6  | Atomic Torosian   | 1967 |
| 2. | 170'2  | Kesean McCandless | 2014 |
| 3. | 168'10 | Leahmann Westrick | 1962 |
| 4. | 166'11 | Ted Torosian      | 1977 |
| 5. | 166'5  | Richard Merlo     | 1975 |
| 6. | 166'2  | Scott Wilson      | 1975 |
| 7. | 163'4  | Kevin Ashford     | 1979 |

#### 4x100m Relay (400m)

|    |         |      |  |
|----|---------|------|--|
| 1. | 43.0    | 1997 | A.Chavez, R.Reyna,<br><u>H.Johnson, D.Terronez</u>     |
| 2. | 43.1    | 1982 | M.Payseno, T.Springs,<br><u>F.Gonzalez, A.Kiser</u>    |
| 3. | 43.154a | 2019 | Duarte, C.Agina,<br><u>J.Porras, K.Agina</u>           |
| 4. | 43.84a  | 2013 | Cortez, Whelpley,<br><u>Koenig, Lally</u>              |
| 5. | 43.7    | 1983 | C.Tange, T.Springs,<br><u>M.Davies, T.Lanstsberger</u> |
| 6. | 43.8    | 1998 | H.Cooks, N.O'Neil,<br><u>D.Terronez, H.Johnson</u>     |
|    | 43.8    | 1998 | H.Johnson, J.Vasquez,<br><u>D.Terronez, H.Cooks</u>    |



# Sanger Apache Track & Field thru 2023

## Boys - 108 seasons

season to date 12/1

Statistics by Ron Blackwood

Bob Barnett, Bob Bosserman, Randy Welch  
Sanger High Yearbooks, Sanger Herald, Fresno Bee

### 4x200m Relay (800m)

|    |          |      |  |
|----|----------|------|--|
| 1. | 1:31.28a | 1996 | J.Vasquez, D.Terronez, H.Cooks, H.Johnson    |
| 2. | 1:31.6   | 1998 | N.O'Neil, D.Terronez, J.Vasquez, H.Johnson   |
| 3. | 1:32.0   | 1997 | J.Vasquez, D.Terronez, R.Reyna, H.Johnson    |
| 4. | 1:32.1 y | 1961 | D.Robson, C.Martinez, J.Martinez, W.Watkins  |
| 5. | 1:32.26a | 1997 | J.Vasquez, D.Terronez, R.Reyna, H.Johnson    |
| 6. | 1:32.6 y | 1954 | R.Jarahian, K.Biggs, G.Krider, R.Rose        |
| 7. | 1:32.6   | 1982 | M.Payseno, T.Springs, M.Davies, F.Gonzalez   |
| 8. | 1:32.7   | 1992 | R.Payne, M.Potter, C.Martinez, W.White       |
| 9. | 1:32.9   | 1984 | N.Matsumura, T.Springs, M.Davies, F.Gonzalez |

### 4x220yd Relay (880yd)

|    |         |      |   |
|----|---------|------|---|
| 1. | 1:32.1  | 1961 | D.Robson, C.Martinez, J.Martinez, W.Watkins |
| 2. | 1:32.5c | 1997 | D.Terronez, J.Vasquez, R.Reyna, H.Johnson   |
| 3. | 1:32.6  | 1954 | R.Jarahian, K.Biggs, G.Krider, R.Rose       |
| 4. | 1:33.0c | 1982 | M.Payseno, T.Springs, G.Gonzalez, A.Kiser   |
| 5. | 1:32.7  | 1992 | R.Payne, M.Potter, C.Martinez, A.White      |

### 8x200yd Relay (1 mile)

|    |        |      |   |
|----|--------|------|---|
| 1. | 3:05.8 | 1981 | M.Payseno, G.Martin, L.Calderon, F.Gonzalez, J.Staffero, T.Springs, S.Dyer, A.Kiser     |
| 2. | 3:06.0 | 1982 | M.Payseno, T.Springs, F.Gonzalez, T.Lantsberger, A.Campos, S.Steuart, G.Martin, A.Kiser |
| 3. | 3:10.9 | 1982 | M.Payseno, T.Springs, F.Gonzalez, T.Lantsberger, G.Martin, C.Tange, S.Steuart, A.Kiser  |
| 4. | 3:11.9 | 1973 | R.Hamm, M.Moreno, R.Thompson, J.Sanchez, R.Nieto, G.Keener, J.Lugo, G.Ashford           |
| 5. | 3:13.0 | 1984 | M.Matsumura, T.Springs, F.Gonzalez, D.Naranjo, M.Simonian, R.East, K.Miyamoto, T.Martin |

### 4x400m Relay (1600m)

|    |           |      |   |
|----|-----------|------|---|
| 1. | 3:23.28   | 2018 | T.Jones, J.DeSantiago, M.Saleh, I.Topete        |
| 2. | 3:23.6    | 1992 | M.Potter, R.Payne, N.Hernandez, A.White         |
| 3. | 3:24.02a  | 1998 | D.Terronez, J.Vasquez, N.O'Neil, H.Johnson      |
| 4. | 3:24.0    | 1998 | D.Terronez, J.Vasquez, E.Monsivais, H.Johnson   |
| 5. | 3:24.2 yc | 1982 | A.Kiser, T.Springs, H.Mora, T.Lantsberger       |
| 6. | 3:24.3    | 1980 | L.Rodriguez, G.Holquin, T.Breshears, L.Calderon |

### Sprint Medley Relay (200/200/400/800m)

|    |          |      |  |
|----|----------|------|--|
| 1. | 3:34.34a | 2018 | J.Porras, I.Topete, T.Jones, M.Saleh       |
| 2. | 3:36.0   | 1980 | L.Rodriguez, G.Martin, S.Dyer, L.Calderon  |
| 3. | 3:37.7   | 1985 | T.Martin, JB Quigley, T.Rowe, D.Naranjo    |
| 4. | 3:38.2   | 1980 | L.Rodriguez, C.Holquin, S.Dyer, L.Calderon |
| 5. | 3:38.6   | 1984 | T.Springs, F.Gonzalez, T.Martin, R.Bernal  |
| 6. | 3:38.9   | 1954 | K.Biggs, G.Krider, R.Rose, A.Jordan        |

### 4x880yd Relay (2 mile)

|    |         |      |  |
|----|---------|------|--|
| 1. | 8:00.6  | 1980 | L.Calderon, J.Vinton, T.Breshears, L.Rodriguez |
| 2. | 8:03.0  | 1981 | Alf Perez, R.Vinton, Alo Perez, L.Calderon     |
| 3. | 8:04.7  | 1982 | Alf Perez, H.Morales, Alo Perez, R.Vinton      |
| 4. | 8:05.7c | 1983 | Alf Perez, Alo Perez, R.Bernal, H.Morales      |
| 5. | 8:07.9m | 2004 | C.Mulligan, L.Alva, C.Rizo, A.Valdez           |

### 4x800m Relay (3200m)

|    |          |      |  |
|----|----------|------|--|
| 1. | 8:00.6 y | 1980 | L.Rodriguez, J.Vinton, T.Breshears, L.Calderon |
| 2. | 8:02.39  | 2018 | T.Jones, J.DeSantiago, A.Gaucin, M.Saleh       |
| 3. | 8:02.9   | 1983 | H.Morales, Alf Perez, R.Bernal, Alo Perez      |
| 4. | 8:07.9   | 2004 | C.Mulligan, L.Alva, C.Rizo, A.Valdez           |
| 5. | 8:13.0   | 2002 | C.Mulligan, T.Uyemura, L.Alva, L.Leyva         |
| 6. | 8:17.6   | 1999 | M.Uram, T.Uyemura, C.Mendoza, J.Vasquez        |
| 7. | 8:20.52a | 2012 | J.Perez, G.Sons, J.Salcido, E.Jolly            |
| 8. | 8:22.97a | 1999 | T.Uyemura, M.Uram, A.Arredondo, J.Vasquez      |

### 4x1600m Relay (6400m) / 4 Mile Relay

|    |           |      |   |
|----|-----------|------|---|
| 1. | 17:50.7   | 1984 | M.Hurtado, R.Bernal, D.Naranjo, M.Leal    |
| 2. | 18:02.26a | 2022 | D.DeLoera, D.Galvez, M.Nicacio, E.Salas   |
| 3. | 18:06.6   | 1980 | J.Vinton, N.Salinas, R.Vinton, L.Calderon |
| 4. | 18:09.6   | 1983 | D.Naranjo, M.Leal, M.Hurtado, R.Bernal    |
| 5. | 18:22.1   | 1979 | J.Vinton, S.Moreno, N.Salinas, L.Calderon |
| 6. | 18:49.4   | 1962 | R.Baird, E.Cox, G.Adams, J.Smith          |

### Distance Medley Relay (200/400/800/1600m)

|    |           |      |  |
|----|-----------|------|--|
| 1. | 10:26.54a | 1980 | L.Calderon, L.Rodriguez, N.Salinas, J.Vinton   |
| 2. | 10:37.36  | 2023 | D.Galvez, RE.Gonzalez, J.Marcial, M.Nicasio    |
| 3. | 10:37.42a | 1979 | R.Schafer, G.Holquin, L.Calderon, J.Vinton     |
| 4. | 10:43.8   | 1984 | D.Naranjo, R.Bernal, M.Leal, M.Hurtado         |
| 5. | 10:47.3   | 1981 | R.Vinton, F.Gonzalez, Alf Perez, L.Calderon    |
| 6. | 10:49.21a | 2022 | E.Salas, E.Carrillo, J.Maciell, D.DeLorea      |
| 7. | 10:51.40a | 1975 | R.Ovalle, L.Sandoval, D.Christensen, P.Medrano |

### Weightman 4x100m Relay

|    |        |      |   |
|----|--------|------|---|
| 1. | 45.5 c | 1974 | S.Wilson, F.Lopez, B.Bernal, G.Ashford      |
| 2. | 46.1   | 1979 | S.Young, R.Googooian, G.Vitucci, K.Ashford  |
| 3. | 46.1 c | 1979 | H.Harris, R.Googooian, G.Vitucci, K.Ashford |
| 4. | 46.1   | 1986 | M.Simonian, I.Rowem, JB Quigley, R.East     |
| 5. | 46.4 c | 1975 | S.Wilson, F.Lopez, T.Torosian, K.Ashford    |
|    | 46.4 c | 1979 | S.Young, R.Googooian, G.Vitucci, K.Ashford  |

### 4x8 1 Mile Relay

|    |        |      |   |
|----|--------|------|---|
| 1. | 3:05.5 | 1981 | M.Payseno, G.Martin, L.Calderon, F.Gonzalez, J.Staffero, T.Springs, S.Dyer, A.Kiser |
|----|--------|------|---|

### 8 Mile Relay

|    |         |      |   |
|----|---------|------|---|
| 1. | 42:52.0 | 1968 | C.Smith, D.Hernandez, Y.Mendieta, K.Lopez |
| 2. | 44:18.0 | 1978 | N.Salinas, S.Gentry, S.Moreno, J.Vinton   |



### Records by Class

#### 100md

|           |                 |      |
|-----------|-----------------|------|
| Sr 10.6   | Ato White       | 1992 |
| Jr 10.97a | Mario Navarrete | 2008 |
| So 11.20a | Mario Navarrete | 2007 |
| 11.20a    | Jose Porras     | 2018 |
| Fr 11.37a | Mario Navarrete | 2006 |

#### 200md

|           |                 |      |
|-----------|-----------------|------|
| Sr 21.5   | Ato White       | 1992 |
| Jr 22.04a | Mario Navarrete | 2008 |
| So 22.46a | Mario Navarrete | 2007 |
| Fr 22.94a | Mario Navarrete | 2006 |

#### 400md

|           |                  |      |
|-----------|------------------|------|
| Sr 49.0   | Ato White        | 1992 |
| Jr 48.7 t | Gil Holquin Sr   | 1958 |
| 40.37a    | Jeremy Vasquez   | 1998 |
| So 51.3 c | Charlie Martinez | 1959 |
| Fr 51.6 c | Gil Holquin Sr   | 1956 |

#### 800mr

|             |                |      |
|-------------|----------------|------|
| Sr 1:51.46  | Louie Calderon | 1981 |
| Jr 1:53.36a | Emanuel Salas  | 2021 |
| So 1:56.3   | David Naranjo  | 1984 |
| Fr 1:59.51a | Emanuel Salas  | 2019 |

#### 1600mr

|             |               |      |
|-------------|---------------|------|
| Sr 4:15.23a | David Naranjo | 1986 |
| Jr 4:13.79a | Emanuel Salas | 2021 |
| So 4:15.39a | David Naranjo | 1984 |
| Fr 4:26.0   | David Naranjo | 1983 |

#### 3200mr

|             |               |      |
|-------------|---------------|------|
| Sr 9:09.0   | David Naranjo | 1986 |
| Jr 8:57.73a | Emanuel Salas | 2021 |
| So 9:02.8 c | Kasto Lopez   | 1969 |
| Fr 9:18.8   | David Naranjo | 1983 |

#### 110m HH

|         |              |      |
|---------|--------------|------|
| Sr 14.3 | Mike Payseno | 1982 |
| Jr 14.6 | Mike Payseno | 1981 |
| So 15.4 | Mike Payseno | 1980 |
| Fr 15.6 | Mike Payseno | 1979 |

#### 300m IH

|           |                 |      |
|-----------|-----------------|------|
| Sr 32.92a | Han Yotoun      | 2023 |
| Jr 40.00a | Navneet Dhillon | 2010 |
| So 41.57a | Navneet Dhillon | 2009 |
| Fr 43.18a | Scott Spielman  | 2004 |

#### 1500mr

|           |               |      |
|-----------|---------------|------|
| Sr 4:12.2 | Mike Mendieta | 1972 |
| Jr 4:11.6 | Julian Vinton | 1979 |
| So 4:15.4 | Roy Vinton    | 1980 |
| Fr 4:25.0 | Julian Vinton | 1977 |

#### Hgh Jump

|           |             |      |
|-----------|-------------|------|
| Sr 7'0.25 | Cole Herron | 2003 |
| Jr 7'0    | Cole Herron | 2002 |
| So 6'8.25 | Bret Bell   | 1975 |
| Fr 6'4    | Bret Bell   | 1974 |

#### Pole Vault

|           |                   |      |
|-----------|-------------------|------|
| Sr 16'1.5 | Billy Jack Pierce | 1977 |
| Jr 15'4   | Billy Jack Pierce | 1976 |
| So 14'4   | Billy Jack Pierce | 1975 |
| Fr 13'0   | Brian Folmar      | 1977 |

#### Long Jump

|            |               |      |
|------------|---------------|------|
| Sr 22'8    | Henry Johnson | 1998 |
| Jr 22'3.5  | Kosi Agina    | 2019 |
| So 21'1.5  | Danny Campos  | 1981 |
| Fr 21'5.75 | Tim Springs   | 1981 |

#### Triple Jump

|             |              |      |
|-------------|--------------|------|
| Sr 46'6.25  | Ted Torosian | 1977 |
| Jr 48'8     | Kosi Agina   | 2019 |
| So 47'10.75 | Kosi Agina   | 2018 |
| Fr 43'10    | Kosi Agina   | 2017 |

#### Shot Put (12lbs)

|            |                 |      |
|------------|-----------------|------|
| Sr 58'0    | Atomic Torosian | 1967 |
| Jr 54'11   | Tom Rowe        | 1986 |
| So 50'4.25 | Tom Merlo       | 1976 |
| Fr 43'11   | Scott Wilson    | 1972 |

#### Discus

|          |                   |      |
|----------|-------------------|------|
| Sr 173'6 | Atomic Torosian   | 1967 |
| Jr 162'6 | Kesean McCandless | 2013 |
| So 150'2 | Tom Merlo         | 1976 |
| Fr 134'8 | Scott Wilson      | 1971 |



### Coaching History

| <u>Years</u> | <u>Coach</u>    | <u>#<br/>Yrs</u> | <u># Championships</u> |               |
|--------------|-----------------|------------------|------------------------|---------------|
|              |                 |                  | <u>League</u>          | <u>Valley</u> |
| 2023         | Sean Marzoff    | 1                | 0                      | 0             |
| 2014-2022    | Clay Manning    | 8                | 6                      | 0             |
| 1965-2013    | Dave Dodson     | 48               | 6                      | 0             |
| 1964         | Bob Bosserman   | 1                | 0                      | 0             |
| 1958-1963    | Don Berry       | 7                | 1                      | 0             |
| 1954-1957    | Ray Newman      | 5                | 4                      | 1             |
| 1953         | Unknown         | 1                | 0                      | 0             |
| 1952         | Lou Papac       | 1                | 0                      | 0             |
| 1949-1951    | Clare Slaughter | 3                | 0                      | 0             |
| 1947-1948    | Everand Jones   | 2                | 0                      | 0             |
| 1946         | Ben Lubic       | 1                | 0                      | 0             |
| 1945         | Huntley Dayton  | 1                | 0                      | 0             |
| 1944         | Eldon Bowman    | 1                | 0                      | 0             |
| 1943         | Huntley Dayton  | 1                | 0                      | 0             |
| 1940-1942    | Everand Jones   | 3                | 1                      | 0             |
| 1939         | Aubrey Tapp     | 1                | 0                      | 0             |
| 1938         | Huntley Dayton  | 1                | 0                      | 0             |
| 1933-1937    | Lawrence Dow    | 5                | 0                      | 0             |
| 1931-1932    | Huntley Dayton  | 2                | 0                      | 0             |
| 1916-1931    | Unknown         | 16               | 0                      | 0             |
| 1915         | George Serfling | 1                | 0                      | 0             |
| All Seasons  |                 | 108              | 18                     | 1             |

### 1 Valley Championship

(1) Sequoia 1954

### 18 League Championships

(11) County-Metro Athletic Conference (CMAC) 2022, 2021, 2019, 2017, 2016, 2014, 2012, 2011, 2010, 2009, 2008

(1) West Yosemite League (WYL) 1981

(5) North Sequoia League (NSL) 1959, 1956, 1955, 1954, 1953

(1) Sequoia League 1941

### Tid-Bits

1922-23: First season a competitive team was fielded in Track & Field for Boys.

1930-31 per the yearbook:

"Coach Dayton's efforts to stimulate interest in track were very successful. It has been several years since a Sanger team has competed in a track meet . . ."

1941-42 per the yearbook:

"In keeping with the war effort . . . The major track meets were held by the individual schools on their home field and the results mailed to a central point. Here they were compiled and the results obtained. The results were then mailed back to the school, where they were posted."

1972: Sanger was first Valley high school to use metric system at meets.

circa 1977: Hand Time was the standard until Auto Time began.

To compare results of the different eras:

add .24 to Hand Time for 100, 200, 110HH & 300IH

add .14 to Hand Time for 400, 800, 1600, 3200, 400 relays & 1600 relays

**2020: Season cancelled due to the Covid-19 Pandemic**



Coach Dave Dodson's 49 years as Head Coach began in Cross Country (1964-65) and Track & Field (1965-66).

### High School All-Americans



Billy Jack Pierce 1977



Cole Herron 2003

Statistics are based on available meet & season records.  
Information for some years is incomplete or unavailable





### Frosh-Soph Records

#### 100md

|    |        |                  |      |
|----|--------|------------------|------|
| 1. | 11.20a | Mario Navarrete  | 2007 |
|    | 11.20a | Jose Porras      | 2019 |
| 2. | 11.3   | Tim Springs      | 1981 |
| 3. | 11.4   | Mike Leas        | 1994 |
| 4. | 11.5   | Damien Terronez  | 1995 |
| 5. | 11.6   | Guy Martin       | 1979 |
|    | 11.6   | Sidney Duplessis | 1990 |

#### 200md

|    |        |                 |      |
|----|--------|-----------------|------|
| 1. | 22.46a | Mario Navarrete | 2007 |
| 2. | 22.6   | Tim Springs     | 1981 |
| 3. | 22.8 c | Joe Sanchez     | 1973 |
| 4. | 23.3 c | Brent Hopper    | 1970 |
|    | 23.3 c | Guy Martin      | 1979 |
|    | 23.3 c | Damien Terronez | 1996 |

#### 400md

|    |        |                  |      |
|----|--------|------------------|------|
| 1. | 51.3 c | Charlie Martinez | 1959 |
| 2. | 51.55a | Trevor Jones     | 2016 |
| 3. | 51.6 c | Gil Holquin, Jr  | 1979 |
| 4. | 51.78  | Jeremy Vasquez   | 1997 |
| 5. | 51.7 c | Ty Martin        | 1984 |
| 6. | 52.2   | Louis Rodriguez  | 1978 |
|    | 52.2   | David Naranjo    | 1984 |

#### 800mr

|    |          |                |      |
|----|----------|----------------|------|
| 1. | 1:56.3   | David Naranjo  | 1984 |
| 2. | 1:58.37a | Emanuel Salas  | 2020 |
| 3. | 1:58.4   | Trevor Uyemura | 2000 |
| 4. | 1:58.7   | Louie Calderon | 1979 |
| 5. | 1:59.37a | Ben Fox        | 2008 |

#### 1600mr

|    |          |                 |      |
|----|----------|-----------------|------|
| 1. | 4:15.39a | David Naranjo   | 1984 |
| 2. | 4:20.1 c | Kasto Lopez     | 1969 |
| 3. | 4:22.04a | Trevor Uyemura  | 2000 |
| 4. | 4:23.25a | Emanuel Salas   | 2020 |
| 5. | 4:26.24a | Robert Cardenas | 1989 |
| 6. | 4:27.7 c | Julian Vinton   | 1978 |

#### 3200mr

|    |          |                 |      |
|----|----------|-----------------|------|
| 1. | 9:02.8 c | Kasto Lopez     | 1969 |
| 2. | 9:18.8   | David Naranjo   | 1983 |
| 3. | 9:25.5   | Robert Cardenas | 1989 |
| 4. | 9:30.07a | Trevor Uyemura  | 2000 |
| 5. | 9:42.3   | Rick Bernal     | 1982 |

#### 110m HH (39")

|    |        |                     |      |
|----|--------|---------------------|------|
| 1. | 15.4   | Mike Payseno        | 1980 |
| 2. | 15.97a | Navneet Dhillon     | 2009 |
| 3. | 16.17a | Matai Lealaimatafao | 2015 |
| 4. | 16.44a | Han Yotoun          | 2021 |
| 5. | 16.91a | Scott Spielman      | 2005 |
| 6. | 17.29a | Devin Dukes         | 2008 |
| 7. | 19.0   | Esequiel Reyes      | 2001 |

#### 110m HH (36")

|    |        |                 |      |
|----|--------|-----------------|------|
| 1. | 16.01a | Navneet Dhillon | 2009 |
| 2. | 16.77a | Devin Dukes     | 2008 |
| 3. | 17.6   | Scott Spielman  | 2004 |
| 4. | 17.82a | Matt Gonzales   | 1998 |

#### 300m IH

|    |        |                     |      |
|----|--------|---------------------|------|
| 1. | 41.53a | Navneet Dhillon     | 2009 |
| 2. | 41.91a | Scott Spielman      | 2005 |
| 3. | 42.55a | Han Yotoun          | 2021 |
| 4. | 42.91a | Matai Lealaimatafao | 2015 |
| 5. | 43.0   | Jeremy Vasquez      | 1997 |
| 6. | 44.03a | Trevor Jones        | 2016 |
| 7. | 44.0   | Andwele Makini      | 1990 |
| 8. | 44.7   | Daniel Irick        | 2001 |

#### High Jump

|    |        |                 |      |
|----|--------|-----------------|------|
| 1. | 6'8.25 | Bret Bell       | 1975 |
| 2. | 6'8    | Cole Herron     | 2001 |
| 3. | 6'5    | Mike Miller     | 1977 |
| 4. | 6'3    | Charlie Johnson | 1996 |
| 5. | 6'2.75 | Greg Simmons    | 1979 |

#### Pole Vault

|    |         |                   |      |
|----|---------|-------------------|------|
| 1. | 14'4    | Billy Jack Pierce | 1975 |
| 2. | 14'0    | Brian Folmar      | 1978 |
| 3. | 13'0    | Joe Lugo          | 1972 |
| 4. | 12'10.5 | Bob Flint         | 1970 |
| 5. | 12'9    | Tyler Hiester     | 2010 |

#### Long Jump

|    |         |                 |      |
|----|---------|-----------------|------|
| 1. | 21'5.75 | Tim Springs     | 1981 |
| 2. | 21'1.5  | Danny Campos    | 1981 |
| 3. | 20'9.25 | George Gong     | 1967 |
| 4. | 20'8.25 | Leonard Casella | 1972 |
| 5. | 20'7    | Rick Hamm       | 1972 |

#### Triple Jump

|    |          |                |      |
|----|----------|----------------|------|
| 1. | 47'10.75 | Kosi Agina     | 2018 |
| 2. | 44'5     | Ted Torosian   | 1975 |
| 3. | 43'6.25  | Frank Gonzalez | 1981 |
| 4. | 43'4.25  | Tim Faccinto   | 1966 |
| 5. | 41'9.75  | Alfred Mendoza | 1966 |
| 6. | 41'8     | Cole Herron    | 2000 |
| 7. | 41'6.5   | Childera Agina | 2020 |

#### Shot Put (10lbs)

|    |         |               |      |
|----|---------|---------------|------|
| 1. | 55'8.75 | Tom Rowe      | 1985 |
| 2. | 55'8    | Kevin Ashford | 1977 |
| 3. | 55'5.75 | Tom Merlo     | 1976 |
| 4. | 53'8    | Dale Smith    | 1964 |
| 5. | 52'6.5  | Ray East      | 1984 |

#### Discus

|    |       |                  |      |
|----|-------|------------------|------|
| 1. | 150'3 | Tom Merlo        | 1976 |
| 2. | 147'8 | Jared Shahbazian | 2010 |
| 3. | 147'3 | Tom Rowe         | 1985 |
| 4. | 145'0 | Scott Wilson     | 1973 |
| 5. | 144'5 | Kevin Ashford    | 1977 |

#### 4x100m Relay

|    |        |      |  |
|----|--------|------|--|
| 1. | 44.6   | 1979 | J.Pinedo, G.Martin, S.Dyer, G.Holquin            |
| 2. | 44.7 c | 1980 | M.Payseno, G.Martin, A.Kister, T.Ogawa           |
| 3. | 44.9   | 1981 | J.Staffero, T.Springs, T.Blakeley, F.Gonzalez    |
| 4. | 45.0   | 1977 | S.Young, C.Mugrdechian, K.Ashford, S.Todd        |
| 5. | 45.1   | 1981 | J.Staffero, T.Springs, T.Blakeley, T.Lantsberger |

#### 4x400m Relay

|    |          |      |  |
|----|----------|------|--|
| 1. | 3:34.10a | 1993 | M.Leas, J.Hernandez, J.Zamora, G.Tapia           |
| 2. | 3:34.0   | 1989 | G.Martin, G.Holquin, J.Pinedo, L.Calderon        |
| 3. | 3:34.8   | 1981 | J.Staffero, T.Springs, F.Gonzalez, T.Lantsberger |
| 4. | 3:35.99a | 1997 | V.Marquez, J.Vasquez, D.Rodriguez, C.Mendoza     |
| 5. | 3:36.0   | 1978 | L.Rodriguez, S.Morales, F.Zavala, J.Mendoza      |
| 6. | 3:36.07a | 2016 | T.Jones, Webb, J.DeSantiago, M.Saleh             |

#### 4x200m Relay (800m)

|    |          |      |   |
|----|----------|------|---|
| 1. | 1:33.7 c | 1979 | J.Pinedo, G.Martin, L.Calderon, S.Dyer      |
| 2. | 1:35.0   | 1980 | M.Payseno, G.Martin, A.Kiser, T.Ogawa       |
| 3. | 1:35.8 c | 1978 | J.Mendoza, G.Holquin, T.Blakekey, C.Tamge   |
| 4. | 1:36.0 c | 1981 | J.Staffero, T.Springs, T.Blakekey, C.Tanger |
| 5. | 1:36.3 c | 1997 | A.Luna, J.Vasquez, V.Marquez, C.Mendoza     |

#### Sprint Medley Relay

|    |          |      |   |
|----|----------|------|---|
| 1. | 3:45.7   | 1993 | M.Leas, G.Tapia, J.Hernandez, J.Zamora      |
| 2. | 3:46.0   | 1979 | G.Martin, J.Pinedo, S.Dyer, L.Calderon      |
| 3. | 3:47.15a | 1997 | A.Luna, V.Marquez, J.Vasquez, C.Mendoza     |
| 4. | 3:48.73a | 1998 | Aa Luna, M.Bungo, E.Zavala, T.Uyemura       |
| 5. | 3:50.2   | 1978 | L.Rodriguez, J.Mendoza, G.Holquin, D.Thomas |
| 6. | 3:50.34a | 2002 | R.Gines, N.Leal, L.Alva, C.Mulligan         |

#### 3200m Relay

|    |          |      |  |
|----|----------|------|--|
| 1. | 8:44.5m  | 1987 | G.Zepeda, S.Kanawyer, D.Maldonado, J.Velasquez |
| 2. | 8:48.3m  | 1988 | J.Velasquez, V.Falcon, I.Naranjo, R.Cardenas   |
| 3. | 8:50.4 c | 1981 | Alf Perez, H.Morales, T.Lantsberger, A.Gomez   |
| 4. | 8:52.70a | 2011 | J.Perez, B.Rodriguez, J.Salcedo, G.Marcial     |
| 5. | 8:57.4   | 1980 | Alf Perez, H.Mora, Alo Perez, R.Hemma          |

#### Distance Medley Relay (4.5 conversion)

|    |           |      |   |
|----|-----------|------|---|
| 1. | 11:34.4   | 1982 | A.Gomez, F.Gonzalez, M.Leal, R.Bernal         |
| 2. | 11:32.4m  | 1988 | J.Vasquez, L.Salazar, I.Naranjo, R.Cardenas   |
| 3. | 11:41.1m  | 1991 | R.Peters, D.Ochoa, E.Barragan, T.Henry        |
| 4. | 11:45.3 c | 1981 | R.Bernal, C.Tange, Alo Perez, M.Hurtado       |
| 5. | 11:46.2   | 1988 | J.Velasquez, J.Fuentes, I.Naranjo, R.Cardenas |

#### 4x1600m Relay (4mile)

|    |           |      |   |
|----|-----------|------|---|
| 1. | 20:03.4 c | 1981 | R.Bernal, Alo Perez, E.Teran, H.Morales       |
| 2. | 20:21.2   | 1988 | J.Velasquez, I.Naranjo, S.Ovalle, R.Cardenas  |
| 3. | 20:33.1   | 1984 | C.Cisneros, R.Sullivan, R.Garcia, J.Hurtado   |
| 4. | 20:47.1   | 1983 | R.Sullivan, M.Hernandez, A.Padilla, D.Naranjo |
| 5. | 20:49.1   | 1982 | M.Hurtado, J.Futrell, A.Sandoval, G.Ruiz      |

#### 4x220yd Relay (880yds)

|    |        |      |   |
|----|--------|------|---|
| 1. | 1:34.2 | 1979 | J.Pinedo, G.Martin, L.Calderon, S.Dyer      |
| 2. | 1:35.5 | 1980 | M.Payseno, G.Martin, A.Kiser, T.Ogawa       |
| 3. | 1:36.3 | 1978 | J.Mendoza, G.Holquin, D.Thomas, L.Rodriguez |
| 4. | 1:36.5 | 1981 | J.Staffero, T.Springs, T.Blakekey, C.Tange  |
| 5. | 1:36.8 | 1997 | A.Luna, J.Vasquez, V.Marquez, C.Mendoza     |



### Frosh Records

#### 100md

|           |                 |      |
|-----------|-----------------|------|
| 1. 11.37a | Mario Navarrete | 2006 |
| 2. 11.3   | Tim Springs     | 1981 |
| 3. 11.5   | Damien Terronez | 1995 |
| 4. 11.6   | Guy Martin      | 1979 |
| 5. 11.7   | Steve Molinet   | 1992 |

#### 200md

|           |                 |      |
|-----------|-----------------|------|
| 1. 22.94a | Mario Navarrete | 2006 |
| 2. 23.3 c | Guy Martin      | 1979 |
| 3. 23.7 c | Brent Hopper    | 1969 |
| 23.7      | John Staffero   | 1981 |
| 4. 24.0 c | John Pinedo     | 1979 |

#### 400md

|           |                 |      |
|-----------|-----------------|------|
| 1. 51.6 c | Gil Holquin Sr. | 1956 |
| 2. 52.3 c | Rick Hamm       | 1971 |
| 3. 52.5 c | Fred Guerrero   | 1974 |
| 4. 52.9 c | Robert Thompson | 1973 |
| 5. 53.8   | Gilbert Tapia   | 1992 |

#### 800md

|             |                 |      |
|-------------|-----------------|------|
| 1. 1:59.51a | Emanuel Salas   | 2019 |
| 2. 2:00.7   | David Naranjo   | 1983 |
| 2. 2:02.3   | Robert Cardenas | 1988 |
| 3. 2:02.1 m | Trevor Uyemura  | 1999 |
| 4. 2:03.19a | Daniel Galvez   | 2021 |
| 5. 2:03.1 c | Fred Guerrero   | 1974 |
| 6. 2:04.2 c | Robert Thompson | 1973 |

#### 1600mr

|             |                |      |
|-------------|----------------|------|
| 1. 4:26.0   | David Naranjo  | 1983 |
| 2. 4:29.58a | Daniel Galvez  | 2021 |
| 3. 4:29.7   | Trevor Uyemura | 1999 |
| 4. 4:33.15a | Emanuel Salas  | 2019 |
| 5. 4:37.0 c | Julian Vinton  | 1977 |
| 6. 4:38.32a | Leo Alva       | 2002 |
| 67 4:38.2 c | Pedro Medrano  | 1973 |

#### 3200mr

|             |                 |      |
|-------------|-----------------|------|
| 1. 9:18.8   | David Naranjo   | 1983 |
| 2. 9:26.4   | Kasto Lopez     | 1968 |
| 3. 9:34.8   | Robert Cardenas | 1988 |
| 4. 9:55.60a | Trevor Uyemura  | 1999 |
| 5. 9:59.8 c | Julian Vinton   | 1977 |

#### 65m HH (retired event)

|          |                |      |
|----------|----------------|------|
| 1. 9.3 c | Mike Payseno   | 1979 |
| 2. 9.7 c | Tom Blakeley   | 1981 |
| 9.7 c    | Tony Fidalgo   | 1976 |
| 3. 9.8 c | Steve Todd     | 1976 |
| 4. 9.9 c | Allison Jordan | 1951 |

#### 110m HH (36")

|           |                 |      |
|-----------|-----------------|------|
| 1. 16.77a | Devin Dukes     | 2008 |
| 2. 17.6   | Scott Spielman  | 2004 |
| 3. 18.07a | Navneet Dhillon | 2008 |
| 4. 19.54a | Nick Colin      | 2009 |

#### 110m HH (39")

|           |                    |      |
|-----------|--------------------|------|
| 1. 15.6   | Mike Payseno       | 1979 |
| 2. 16.65a | Matai Lealaimatafo | 2014 |
| 3. 17.29a | Devin Dukes        | 2008 |
| 4. 18.50a | Navneet Dhillon    | 2008 |
| 5. 19.0   | Esquiel Reyes      | 2001 |
| 6. 19.3   | Scott Spielman     | 2004 |

#### 300m IH

|           |                    |      |
|-----------|--------------------|------|
| 1. 43.18a | Scott Spielman     | 2004 |
| 2. 44.23a | Matai Lealaimatafo | 2014 |
| 3. 44.8   | Navneet Dhillon    | 2008 |
| 4. 45.17a | Devin Dukes        | 2008 |
| 5. 45.1   | Mike Leas          | 1993 |
| 6. 45.5   | Mario Navarrete    | 2006 |

#### High Jump

|           |                 |      |
|-----------|-----------------|------|
| 1. 6'4    | Bret Bell       | 1974 |
| 2. 6'3    | Charlie Johnson | 1996 |
| 6'3       | Cole Herron     | 2000 |
| 3. 6'2.75 | Greg Simmons    | 1979 |
| 4. 6'1.75 | John Cooper     | 1947 |

#### Pole Vault

|            |                   |      |
|------------|-------------------|------|
| 1. 13'0    | Brian Folmer      | 1977 |
| 2. 12'0    | Joe Lugo          | 1971 |
| 3. 12'0    | Alex Campos       | 1981 |
| 4. 11'6.25 | Manuel Garza      | 1975 |
| 5. 11'6    | Billy Jack Pierce | 1974 |
| 11'6       | Eddie Caldera     | 1976 |
| 11.6       | Kevin Burton      | 1979 |

#### Long Jump

|            |                 |      |
|------------|-----------------|------|
| 1. 21'5.75 | Tim Springs     | 1981 |
| 2. 20'6.5  | Chidera Agina   | 2019 |
| 3. 20'3.5  | John Pinedo     | 1979 |
| 4. 19'10.5 | Alfredo Mendoza | 1965 |
| 5. 19'8.5  | Frank Gonzalez  | 1981 |

#### Triple Jump

|            |                |      |
|------------|----------------|------|
| 1. 43'10   | Kosi Agina     | 2017 |
| 2. 43'6.25 | Frank Gonzalez | 1981 |
| 3. 41'8    | Ted Torosian   | 1974 |
| 41'8       | Cole Herron    | 2008 |
| 4. 41.3    | Chidera Agina  | 2019 |
| 5. 41.2.5  | Greg Simmons   | 1979 |
| 6. 40'4.75 | Richard Merlo  | 1969 |

#### Shot Put (8 lbs)

|            |                 |      |
|------------|-----------------|------|
| 1. 54'1.25 | Kirkwood Barr   | 1964 |
| 2. 52'7.75 | Jack Westrick   | 1961 |
| 3. 51'5.75 | Rusty Schafer   | 1972 |
| 4. 50'3    | James Misakian  | 1979 |
| 5. 47'1    | Ralph Googooian | 1978 |

#### Discus

|          |                  |      |
|----------|------------------|------|
| 1. 134'8 | Scott Wilson     | 1972 |
| 2. 129'5 | Jared Shahbazian | 2000 |
| 3. 126'0 | Jack Westrick    | 1961 |
| 4. 124'0 | Bill Strobe      | 1974 |
| 5. 121'3 | Alan Uyemura     | 1971 |

#### 4x100m relay

|           |      |   |
|-----------|------|---|
| 1. 44.9   | 1981 | J.Staffero, T.Springs, T.Blakeley, F.Gonzalez   |
| 2. 46.3 c | 1979 | J.Pinedo, G.Martin, S.Stewart, M.Payseno        |
| 46.3 c    | 1981 | J.Staffero, T.Springs, A.Campos, T.Blakekey     |
| 3. 46.4 c | 1978 | R.Googooian, L.Calderon, J.Krischner, G.Holquin |
| 4. 46.7   | 1983 | T.Martin, A.Chacon, M.Matsumura, R.East         |

#### 4x400m relay

|             |      |   |
|-------------|------|---|
| 1. 3:36.1   | 1981 | J.Staffero, F.Gonzalez, T.Springs, T.Blakekey |
| 2. 3:44.2   | 1983 | T.Martin, M.Matsumura, R.Moncivais, A.Chacon  |
| 3. 3:45.4   | 1992 | S.Molinet, A.Moreno, J.Zamura, G.Tapia        |
| 4. 3:48.9 c | 1978 | G.Golquin, R.Chavez, S.Dyer, J.Kirtschner     |
| 5. 3:50.6 c | 1979 | G.Martin, J.Pinedo, A.Kiser, S.Stewart        |

#### 4x200m relay (800m)


|           |      |   |
|-----------|------|---|
| 1. 1:37.8 | 1983 | M.Matsumura, R.East, T.Martin, A.Chacon |
|-----------|------|---|



Wayne Burk – 1938  
1<sup>st</sup> Valley Champion & 2<sup>nd</sup> in State – (220yds)  
(21.9 / SHS record for 40+ yrs)



Cole Herron – 2002 & 2003  
Valley & State Champion – (HJ)  
(7'0.25" SHS record)



Billy Jack Pierce – 1977  
Valley Champion & 2<sup>nd</sup> in State – (PV)  
(16'1.5" SHS record)



## Championship Teams

**2022**

**COUNTY-METRO ATHLETIC LEAGUE CHAMPIONS**



E.Abeytia, C.Agina, J.Archuleta, R.Arevalo, J.Beltran, J.Borders, A.Campa, E.Castillo, A.Castro, J.Collins, A.Cortez, I.Cruz, I.Davila-Bazaldua, D.De Loera, C.Estrada, J.Figueroa, K.Flores, J.Galloway, D.Gálvez, G.Gonsalves, E.Gonzalez, N.Gonzalez, A.Hurtado, L.Jones, M.Jimenez, D.Lopez, S.Lopez, J.Luna, J.Marcial, C.Navaro, M.Nicasio, A.Pelayo, E.Pimentel, S.Pugliese, G.Rivera, E.Salas, E.Salazar-Macias, E.Salinas, I.Samorano, A.Sanchez, J.Sandoval, B.Spangle, E.Vaca, N.Velasquez, C.Wilson, M.Worley, H.Yotoun, A.Zavala, J.Zepeda, G.Zuniga  
COACH CLAY MANNING

**2021**

**COUNTY-METRO ATHLETIC LEAGUE CHAMPIONS**



Roster Unavailable  
COACH CLAY MANNING





**2019**

COUNTY-METRO ATHLETIC LEAGUE CHAMPIONS



(Photo Unavailable)

Roster Unavailable  
COACH CLAY MANNING

**2017**

COUNTY-METRO ATHLETIC LEAGUE CHAMPIONS



(Photo Unavailable)

Roster Unavailable  
COACH CLAY MANNING

**2016**

COUNTY-METRO ATHLETIC LEAGUE Co-CHAMPIONS



Boys only: J.Arreola, D.Ayala, A.Azua, F.Barrera, N.Bracamonte, M.Buitrago, L.Cabellos, C.Caldwell, M.Castillo, C.Castro, A.Chatman, D.Chatman, D.Chavez, W.Chavez, M.Davila, E.DeLaFuente, J.DeSantiago, J.Elorza, R.Esparza, C.Fraser, R.Feigel, E.Franco, J.Garnica, Z.Garza, F.Gonzalez, J.Gonzalez, C.Graney, M.Hernandez, M.Howard, T.Jones, E.Koenig, V.Lam, I.Lawless, M.Lealaimatafao, L.Licon, R.Macias, C.Martinez, J.Martinez, V.Moreno, E.Mojica, J.Morin, M.Norris, S.Oliva, D.Pathammavong, A.Pena, A.Quezada, A.Ramirez, J.Regalado, J.Robles, B.Rust, M.Saleh, S.Sangha, J.Vega, G.Webb  
COACH CLAY MANNING, David Dodson, Bryan Navarrette, Wayne Richardson, Sean Marzoff, Catherine Waite, Scott Spielman, Justin Neyman



2014

COUNTY-METRO ATHLETIC LEAGUE CHAMPIONS



Boys only: A.Alvarez, M.Angulo, F.Arechiga, N.Azzaro, T.Bains, G.Barr, G.Benson, L.Cabellos, M.Castillo, J.Carrillo, W.Chavez, M.Cid, Z.Cox, R.De Dios, R.Esparza, B.Frazier, R.Garcia, Z.Garza, A.Gonzalez, C.Graney, R.Hanks, J.Harris, T.Haynie, F.Hernandez, M.Hernandez, M.Howard, A.Kendrick, E.Koenig, J.D.Koenig, N.Lally, Isaac Leal, Matai Lealaimatafao, E.Lopez, E.Marin, C.Martinez, D.Martinez, K.McCandless, J.Melgoza, J.Moreno, J.Morin, S.Oliva, A.Orona, E.Pena, M.Perez, A.Quezada, A.Rodriguez, F.Rodriguez, M.Sierra, A.Taha, S.Valdez, M.Vallejo, J.Vega, M.Villarreal, T.Wright, A.Zuno  
COACH CLAY MANNING, Dave Dodson, Ian Dildine, Stacy Lazarri, Brian Navarrete , Brian Penner, Adam Thompkins, Wayne Richardson

2012

COUNTY-METRO ATHLETIC LEAGUE CHAMPIONS



Boys only: J.Garcia, F.Vasquez, A.Ramirez, F.Mojica, B.Frazier, M.Vallejo, J.Perez, E.Contreras, B.Rodriguez, D.Marez, F.Hernandez, B.Navarrete, A.Viscarra, G.Escalante, G.Vega, M.Vitucci, E.Bosse, B.Gonzalez, I.Leal, J.Salcedo, M.Cid, M.Khan, C.Huerta, A.Castillo, D.Hacbang, R.Adrian, Velasco, S.Agina, F.Arechiga, A.Cortez, T.Bains, T.Hiester, F.Cordero, N.Lally, G.Marcial, B.Bradley, H.Rangel, J.Shahbazian, J.Velasquez, J.Marez, G.Lincon, C.Shott, J.Alvarado, G.Sons, T.Rouff, J.Whelpley, K.McCandless, D.Soto, J.Anthony, E.Shufford, E.Jolly, I.Huizar  
COACH DAVE DODSON, Clay Manning, Brian Penner, Sarah Campbell, Wayne Richardson, Daniel Irick

2011

COUNTY-METRO ATHLETIC LEAGUE CHAMPIONS



Boys only: N.Campos, J.Soto, T.Bains, J.Perez, L.Bautista, E.Contreras, B.Rodriguez, M.Gonzales, J.Novoa, C.Huerta, A.Castillo, A.Mercado, C.Sanchez, B.Navarrete, D.Guzman, R.Orona, A.Dhadda, J.Koenig, R.Rodriguez, N.Gonzales, G.Vega, R.Rodriguez, M.Vallejo, J.Salcedo, G.Escalante, A.Viscarra, F.Hernandez, U.Gutierrez, E.Bosse, M.Estrada, J.Shahbazian, F.Singh, D.Castellanos, D.Zepeda, A.Cortez, A.Madrigal, J.Rodriguez, H.Garcia, W.Brewster, M.Serrano, I.Torres, J.Pinedo, J.papaleo, S.Gonzales, J.Velasquez, J.Marez, S.Figueroa, F.Cordero, F.Saucedo, T.Hiester, B.Bradley, J.Alvarado, J.Whelpley, M.Cornacchia, R.Le, G.Marcial, N.Lally, J.Bohannon, M.Zamora, C.Hill, C.Avitia, J.Rickman, I.Huizar, E.Bretado, G.Sons, B.Mattern, J.Rangel, D.Soto, N.Dhillon, P.Litt, I.Villagomez, R.Gallegos, K.McCandless





COACH DAVE DODSON, Clay Manning, Brian Penner, Matt Potter, Sarah Campbell, Wayne Richardson, Daniel Irick

2010

COUNTY-METRO ATHLETIC LEAGUE CHAMPIONS



Boys only: J.Gibbs, T.Pittman, J.Garcia, R.Isquierdo, E.Naranjo, A.Badwal, A.Madrigal, D.Zepeada, R.Montez, J.Acosta, J.Salcedo, A.Eduardo, G.Escalante, B.Navarrete, G.Vargas, V.Rocha, J.Whelpley, D.Rodriguez, M. Khan, C.Delgado, A.Gonzalez, R.Rodriguez, A.Viscarra, W.Brewster, M.Serrano, I.Alvarado, A.Glover, I.Torres, G.Marcial, T.Khan, F.Cordero, J.Alvarado, J.Papaleo, N.Dhillon, I.Dildine, G.Vega, J.Velasquez, M.Vitucci, J.Marez, M.Martinez, J.Shahbazian, J.Bohannon, G.Sons, T.Hiester, B.Fox, B.Shepard, E.Jolly, W.Richardson, E.Dunn, J.Basi, S.DeLaCruz  
COACH DAVE DODSON, Clay Manning, Brian Penner, Wayne Richardson, Matt Potter

2009

COUNTY-METRO ATHLETIC LEAGUE CHAMPIONS



Boys only: P. Glover, T. Hiester, K. James, E. Naranjo, A. Viscarra, A. Regalado, A. Badwal, S. Marias, E. Contreras, R. Montez, J. Basi, I. White, A. Gonzalez, J. Ponce, J. Acosta, W. Pratt, C. Escalera, E. Serrano, M. Martinez, C. Huerta, R. Rodriguez, I. Torres, B. Menges, C. Menges, R. Smith, S. Gibbs, M. Navarrete, C. Luallen, A. Arjona, P. Ford, J. Bohannon, B. Fox, W. Richardson, E. Dunn, D. Salazar, A. Sall, N. Colin, J. Shahbazian, E. Jolly, E. Mata, N. Serrano  
COACH DAVE DODSON, Clay Manning, Brian Penner, Sarah Campbell, Matt Potter

2008

COUNTY-METRO ATHLETIC LEAGUE CHAMPIONS



Boys only: S. Siqueiros, I. Alvarado, I. Collazo, R. Smith, L. Johnson, B. Fox, E. Serrano, G. Casarez, P. Ford, A. Galvan, J. Borelli, M. Salinas, A. Gerber, D. Rodriguez, S. Delgado, O. Quiroz, C. Escalera, M. Serrano, G. Landin, M. Fregoso, C. Luallen, D. Salazar, D. Bates, D. Dukes, W. Hingano, J. Regier, N. Dhillon, M. Navarrete, A. Gonzalez, C. Steele, J. Shahbazian,  
COACH DAVE DODSON, Clay Manning, Brian Penner, Sarah Campbell, Matt. Potter





1981

WEST YOSEMITE LEAGUE CHAMPIONS



COACH DAVE DODSON – No Roster Available

1959


NORTH SEQUOIA LEAGUE CHAMPIONS



C. Martinez, J. Ortiz, J. Farschon, J. Riffel, G. Potter, L. Sasashima, J. Caudill, H. Fierro,  
C. McCollum, B. Merlo, L. Scrivner, R. Harris, J. Hacker, D. Wood, D. Owens, R. Shapazian, E. Hopkins  
COACH DON BERRY, Bob Bosserman, Walt DeManty

1956

NORTH SEQUOIA LEAGUE CHAMPIONS



P. Villanueva, R. Martinez, R. Snedden, S. Saroyan, D. Ragland, G. Rodrigues, J. Townsend, C. Sesate,  
G. Mamagonian, N. Schumacker, G. Griffith, R. Martinez, N. Fidalgo, G. Todd, I. King, J. Freeman, D. Brooks, M. Ruiz, E. Reese  
COACH RAY NEWMAN, John Wirt (J. Murphy, R. Harr - team managers)





1955

NORTH SEQUOIA LEAGUE CHAMPIONS



D. Ragland, C. Spencer, R. Martinez, R. Jarahian, S. Saroyan, G. Nelson, F. Clark, F. Alvarado, R. Coronado, D. Schiedt,  
G. Rodriguez, R. Metzler, M. Sani, P. Villanueva, J. Knight, D. Johnson, L. Davis, L. Mendez, P. Hernandez, C. Kasparian  
COACH RAY NEWMAN, John Wirt (O. Amesbury, R. Harr, R. Blackwood - team managers)

1954

SEQUOIA DIVISION CHAMPIONS

NORTH SEQUOIA LEAGUE CHAMPIONS



T.Schneider, G.Krider, R.Metzler, F.Clark, J.Young, J.McClellan, R.Rose, R.Jarahian, K.Doty, R.Schumacher, G.Nelson, A.Jordan, G.Rodriguez,  
J.Howard, F.Alvarado, L.Gabrielson, R.Gonzales, R.Coronado, L.Davis, G.Cowdry, K.Biggs, J.Fleming, S. Schletewitz, G.Barnes, C.Kasparian  
COACH RAY NEWMAN, John Wirt





1953

NORTH SEQUOIA LEAGUE CHAMPIONS



D.Sorenson, R.Avalos, H.Kondo, R.Jahahian, D.Maldonado, R.Gonzales, R.Coronado, R.Alvarado, D.Esqueda, L.Cooper, R.Denton, J.Fleming, G.Barnes, R.Taylor, J.Young, R.Cosgrave, K.Allyn, A.Bentley, A.Jordan, D.Allen, S.Hernandez, C.Kasparian, G.McLellan, G.Coudrey, N.Thornton, L.Davis, R.Miller  
COACH RAY NEWMAN, John Wirt

1941

SEQUOIA LEAGUE CHAMPIONS



J.Clare, W.Kermoyan, B.Urive, R.Strambi, R.Allen, E.Dittenbir, B.Barsotti, L.Condry, J.Miller, C.Johnson, K.Kafeyan, C.Leath, R.Rheingans, A.Merlo, E.Madsen, E.Friend, K.Jarvis, F.Faccinto, C.Duckhorn  
COACH EVERAND JONES



### Sanger Stadium Track & Field Records

#### Tid-Bits

2 Central California Assoc. AAU Meets: '56 & '58  
12 Masters Meets: '57, '59, '63, '66, '70, '75, '93, '96, '97, '98, '01 & '04  
12 Area Meets: '72, '74, '76, '79, '94, '99, '05, '08, '12, '15, '17 & '18

Boys 180ydLH: 18.3 National Record Alvin Mann (Edison - Frs) 1963  
Girls HJ: 6'2.75 National Record Latrese Johnson (Clovis) 1985  
Boys PV: 16'0 First 16' in Valley Billy Jack Pierce (Sanger) 1977

#### Girls - High School

100md: 11.74a Lauren Fowler-Buchanan 2021  
200md: 24.15 Deanna Carson - Wilson (LB) 2006  
400md: 53.84a Takiya Cenci - Clovis North 2022  
800mr: 2:10.72 Hannah Benoit - Buchanan 2014  
1600mr: 4:49.16a Grace Hutchison - Buchanan 2023  
3200mr: 10:42.73a Sierra Cornett - Buchanan 2022  
110mHH: 13.86a Ebony Collins - Wilson (LB) 2006  
300mLH: 41.12a Ebony Collins - Wilson (LB) 2006  
4x100m Relay: 47.33a Wilson (Long Beach) 1996  
(T.Smith, A.Cooper, D.Carson, N.Bousar)  
4x400m Relay: 3:48.31a Edison (Fresno) 2013  
(Edwards, Omawahleh, Crozier, Harris-Murillo)  
HJ: 6'2.75 Latrese Johnson - Clovis 1985  
\* National Record at the time \*  
PV: 13'7 Elizabeth Funk - Clovis West 2019  
LJ: 19'4.5 Rhesa Foster - Clovis North 2013  
TJ: 38'11.25 Moira Robinson - Mt. Whitney (Vis) 2006  
SP: 46'4 Nikki Okwelogu - Clovis West 2013  
D: 172'2 Alex Collatz - Stockdale (Bkfd) 2010

#### Various Relays

Sprint Medley: 4:07.02a Buchanan 2016  
(Biggers, Manibog, Waller, Lowe)  
4x200m Relay: 1:42.93a Clovis West 2003  
(Ross, Sirbiladze, Loeffler, Philfer)  
4x800m Relay: 9:29.31a Buchanan 2018  
(Dolberg, Lowe, Hernandez, Smith)  
Distance Medley: 12:11.02a Buchanan 2015  
(Waller, Martini, Frye, Benoit)  
Throwers 4x100m Relay: 46.47a Sanger 2011  
(S.Agina, O.Perez, E.Palesi, C.Hill)

#### Boys - High School

100yd d: 9.5 Greg Jones - Lemoore 1972  
100md: 10.55a Marcus Holiwell - West (Bkfd) 1994  
200md: 21.07a Jeremiah Walker - Central 2022  
400md: 48.0 y Tommy Smith - Lemoore 1963  
48.30am Reginald Allen - McLane 1999  
800mr: 1:50.23a Vondre Armour - Bakersfield 1993  
1600mr: 4:10.3c Peter Romero - Reedley 1967  
3200mr: 9:07.8c Juan Garcia - Redwood (Vis) 1974  
110mHH: 13.8c McKinley Mosley - Bakersfield 1974  
300mLH: 37.62a Nick Ray - Ridgeview (Bkfd) 1997  
4x100m Relay: 40.97a Central 2022  
(Walker Tarver Lindsey Conley)  
4x400m Relay: 3:17.3 Ridgeview (Bakersfield) 1997  
(Grant, Howard, Gridiron, Ray)  
HJ: 7'1.75 Gabriel Zarate - Selma 1998  
PV: 16'3 Mark Unzueta - Lemoore 1998  
LJ: 24'5.5 Joey Souza - Kingsburg 2015  
TJ: 50'7 Torrey Barr - McLane 1983  
SP: 67'0.75 Van Mounts - Bakersfield 1997  
D: 192'1 J.D. Martin - Madera 1996

#### Various Relays

Sprint Medley: 3:30.47a Golden Valley (Merced) 1996  
(Levine, Levine, Milton, Vasquez)  
4x200m Relay: 1:27.88a Bakersfield 1998  
(McGill, Beasley, Huggins, McCoy)  
4x220yd Relay: 1:27.4 Lemoore 1963  
(Nutting, Farmer, Wilson, T.Smith)  
4x800m Relay: 7:56.81a Madera 2002  
(Lee, Britton, Berrera, Perez)  
4x1600m Relay: 17:36.36a Buchanan 2011  
(Barnard, Brazeal, Orozco, Albertson)  
8x200m Relay: 3:06.28a Bullard 1994  
(Dillard, Dixon, Ray, Giles, Dorsey, Leach, Washington, Dukeshire)  
Weightman 4x100m Relay: 45.5c Sanger 1974  
(S.Wilson, F.Lopez, B.Bernal, G.Ashford)

#### Open Division

100yd d: 9.3 Dave Sime - Duke 1956  
\* World Record at the time \*  
220yd d: 20.0 Dave Sime - Duke 1956  
\* World Record at the time \*  
440yd d: 46.1 Eddie Southern - Texas 1958  
880yd r: 1:50.6 Dick Forester - San Diego Navy 1956  
1mile r: 4:11.9 Peter Romero - Reedley HS 1967  
2mile r: 9:07.1 Lazio Tabori - Santa Clara VYV 1958  
3mile r: 15:14.3 Tim Sanford - Allen Hancock JC 1972  
120yd HH (42"): 13.5 Jack Davis - San Diego NTC 1956  
\* World Record at the time \*  
220yd LH: 22.5 Ancel Robinson - Fresno State 1958  
330yd IH: unavailable David Thompson - Reedley JC 1968  
440yd IH: 55.4 Ken Kring - Allen Hancock JC 1972

4x100yd relay: 41.4 Allen Hancock JC 1968  
4x220yd relay: 1:24.8 Oklahoma State 1958  
4x440yd relay: 3:16.1 Glendale College 1958  
HJ: 7'1.75 Gabriel Zarate - Selma HS 1998  
PV: 16'3 Mark Unzueta - Lemoore HS 1998  
LJ: 24'10 Dick Knaub - UCLA 1958  
TJ: 50'7 Torrey Barr - McLane HS 1983  
SP (16lbs): 60'3.75 Perry O'Brien - LA Striders 1958  
D (4lbs 6oz): 177'9.75 Rink Babka - USC 1958  
J: 202'1 Jim Oliver - Allen Hancock JC 1972  
880yd steeplechase: 2:18.7 L.Aguiree - Central HS (Frs) 1962  
1320yd steeplechase: 3:43.7 Jim Adams - Sanger HS 1963  
1mile steeplechase: 4:46.7 John Mendiola - Central HS (Frs) 1963





## Stadium History



Sanger Stadium – 1956

**Stadium Construction Begun:** 1953

**Stadium Opened:** 1955

**Stadium Dedicated:** May 5, 1956

**First Meet:** June 9, 1956 – AAU District

3 World Records Set or Equaled

\*100yd d, 120yd HH, 220yd d\*

**Concrete Shot Put & Discus Rings:** 1958

\*first High School Stadium in the Valley to install\*

**First Sanger Invitational Meet:** 1958

\*re-named Sanger Metric Classic in 1972\*

First Spring Classic 1993 & First Easter Classic 1994

| DODSON FIELD                                    |   |      |         |
|---|---|------|---------|
| SANGER UNIFIED SCHOOL DISTRICT ATHLETIC COMPLEX |   |      |         |
| Girls 4x400 Meter Relay                         |   |      |         |
| Edison  | 5 | EDIS | 3:48.31 |
| Buchana   | 4 | BUCH | 4:01.43 |
| Tulare  | 4 | TUWE | 4:02.56 |
| CI North  | 3 | CLNO | 4:03.56 |
| CI West   | 7 | CUHS | 4:11.78 |

Digital Scoreboard with Individual Results: 2013



Re-named "Dodson Field": 2002  
in honor of long-time Coach Dave Dodson



Converted to All-Weather Surface/Track: 1991/92  
Original Surfaces: Decomposed Granite & Clay


**Olympic Torch & Flame:** 1960 – the Olympic Torch & Flame being transported to the Winter Games in Squaw Valley were brought to the Sanger Invitational Meet for a ceremonial event . . . the Olympic flame has been burning in the specially designed cauldron at all major meets held at the stadium ever since.



Ron Bungo (SHS) lights the cauldron  
with Head Coach Don Berry &  
Assistant Coach Bob Bosserman



1960 Olympic logo & cauldron at Sanger Stadium  
\*Seen in 1993 (top center of All-Weather Surface photo above)\*



Opening Ceremonies of 1960 Squaw Valley Winter Olympics





### Metric Classic Records

(est. 1972 – Sanger Invitational 1958-1971 / \*cancelled in 2020 due to C-19 Pandemic)

#### Boys

|                       |          |                                |   |
|-----------------------|----------|--------------------------------|---|
| <b>100m d:</b>        | 10.4     | Greg Jones – Lemoore           | 1972  |
|                       | 10.64a   | Dante Washington – Clovis West | 2000  |
| <b>200m d:</b>        | 21.48a   | Jeremiah Walker – Central      | 2022  |
| <b>400m d:</b>        | 48.30a   | Reginal Allen – McLane (Frs)   | 1999  |
| <b>800m r:</b>        | 1:53.13  | Noah Ray – Buchanan            | 2023  |
| <b>1600m r:</b>       | 4:10.3   | Peter Romero – Reedley         | 1967  |
| <b>3200m r:</b>       | 9:17.2   | Kasto Lopez – Sanger           | 1969  |
| <b>110m HH:</b>       | 14.21a   | Sean Johnson – Buchanan        | 2010  |
| <b>300m IH:</b>       | 38.17a   | Thomas Mack – Bakersfield      | 2003  |
| <b>HJ:</b>            | 7'0      | Gabriel Zarate – Selma         | 1997  |
| <b>PV:</b>            | 16'1     | Cyrus Rice – Clovis North      | 2021  |
| <b>LJ:</b>            | 24'5.5   | Joey Souza – Kingsburg         | 2015  |
| <b>TJ:</b>            | 50'3.75  | David Tucker – Memorial (Frs)  | 1971  |
| <b>SP:</b>            | 65'11    | JD Martin – Madera             | 1996  |
| <b>D:</b>             | 192'1    | JD Martin – Madera             | 1996  |
| <b>4x100m Relay:</b>  | 41.55a   | Edison (Frs)                   | 2013<br>(Nutt Jr, Wright, Neal, Wheeler)        |
| <b>4x400m Relay:</b>  | 3:18.65a | Edison (Frs) (unknown names)   | 1999  |
| <b>4x800m Relay:</b>  | 8:13.37a | Yosonite (Oakhurst)            | 2023<br>(Olney, Ruiz, Graffigna, Stegge)        |
| <b>Sprint Medley:</b> | 3:30.47a | Golden Valley (Mer)            | 1986<br>(Levine, Levine, Milton, Vasquez)       |
| <b>Throwers:</b>      | 46.1     | Sanger                         | 1996<br>(M.Simonian, J.Quigley, T.Rowe, R.East) |

#### Girls

|                       |           |                                   |  |
|-----------------------|-----------|-----------------------------------|--|
| <b>100m d:</b>        | 11.74a    | Lauren Fowler – Buchanan          | 2021   |
| <b>200m d:</b>        | 24.90a    | Sydney Vanek – Clovis             | 2021   |
| <b>400m d:</b>        | 55.10a    | Takiya Cenci – Clovis North       | 2021   |
| <b>800m r:</b>        | 2:10.72a  | Hannah Benoit – Buchanan          | 2015   |
| <b>1600m r:</b>       | 4:49.16a  | Grace Hutchison – Buchanan        | 2023   |
| <b>3200m r:</b>       | 10:45.62a | Nia Lamas – Sanger                | 2019   |
| <b>110m HH:</b>       | 14.4      | Osarthiemen Omwanghe – Buchanan   | 2000   |
| <b>300m LH:</b>       | 43.14a    | Alyssa Monteverde – Clovis West   | 2010   |
| <b>HJ:</b>            | 5'10      | Desirae Gonder – Stockdale (Bkfd) | 2004   |
| <b>PV:</b>            | 13'7      | Elizabeth Funk – Clovis West      | 2019   |
| <b>LJ:</b>            | 19'4.5    | Rhesa Foster – Clovis North       | 2013   |
| <b>TJ:</b>            | 38'6.5    | Simone Johnson – Central          | 2019   |
| <b>SP:</b>            | 45'2.5    | Rosario Sanchez – Selma           | 2007   |
| <b>D:</b>             | 156'3     | Nailea Fields – Caruthers         | 2023   |
| <b>4x100m Relay:</b>  | 47.22a    | Buchanan                          | 2019<br>(Folwer, Daniele, Winter, Nardella)            |
| <b>4x400m Relay:</b>  | 3:38.31a  | Edison (Frs)                      | 2013<br>(Edwards, Omawahleh, Crozier, Harris-Murrillo) |
| <b>4x800m Relay:</b>  | 9:36.27a  | Buchanan                          | 2023<br>(Dmitrashchuk, AHutchison, GHutchison, Olsen)  |
| <b>Sprint Medley:</b> | 4:05.61a  | Buchanan                          | 2019<br>(Daniele, Fowler, Nardella, Lowe)              |

### Frosh-Soph Boys Records

|                      |          |                          |                                      |
|----------------------|----------|--------------------------|--------------------------------------|
| <b>100m d:</b>       | 10.9     | Charles Harris – Lemoore | 1972                                 |
| <b>200m d:</b>       |          | (no record known)        |                                      |
| <b>400m d:</b>       | 49.00a   | Austin Gillen – Buchanan | 2019                                 |
| <b>800m r:</b>       | 1:58.82a | Cody Brazeal – Buchanan  | 2011                                 |
| <b>1600m r:</b>      | 4:23.97a | CJ Albertson – Buchanan  | 2010                                 |
| <b>3200m r:</b>      | 9:25.89a | CJ Albertson – Buchanan  | 2010                                 |
| <b>110m HH:</b>      | 14.92a   | Clark Donaghy – Buchanan | 2019                                 |
| <b>300m IH:</b>      | 39.80a   | Detri Dunn – Yosemite    | 2008                                 |
| <b>4x100m Relay:</b> | 44.7a    | Madera                   | 1999<br>(Lee, Green, Walker, Thomas) |

|                       |          |                            |   |
|-----------------------|----------|----------------------------|---|
| <b>4x400m Relay:</b>  | 3:24.83a | Buchanan                   | 2019<br>(Barnes, Gillen, Shilow, Trutos)  |
| <b>Sprint Medley:</b> | 3:38.65a | Madera South               | 2000<br>(Lee, Thompson, McCrear, Berrera) |
| <b>HJ:</b>            | 6'5      | Chris Sims - Clovis        | 1997                                      |
|                       | 6'5      | Travis Smith - Buchanan    | 2007                                      |
| <b>PV:</b>            | 15'4     | Caleb Pouliot – Buchanan   | 2019                                      |
| <b>LJ:</b>            | 22'3.75  | Phil Reeves – Edison (Frs) | 1964                                      |
| <b>TJ:</b>            | 47'3.5   | Matt Bowen - Buchanan      | 2012                                      |
| <b>(10lbs) SP:</b>    | 56'1.5   | Cody Fannin - Clovis West  | 1999                                      |
| <b>D:</b>             | 158'0    | Jeff Pederson - Sierra     | 1999                                      |

### Spring Classic Records

(est. 1993)

#### Boys

|                      |          |                                 |   |
|----------------------|----------|---------------------------------|---|
| <b>100m d:</b>       | 10.68a   | Agustus Remlinger – Buchanan    | 2023  |
| <b>200m d:</b>       | 21.9     | Chad Seller – Clovis West       | 2000  |
|                      | 22.05a   | Xavier Worthy – Central         | 2020  |
| <b>400m d:</b>       | 48.58a   | Joe Herrera – Tulare Western    | 2014  |
| <b>800m r:</b>       | 1:53.62a | Noah Ray – Buchanan             | 2023  |
| <b>1600m r:</b>      | 4:15.65a | CJ Albertson – Buchanan         | 2012  |
| <b>3200m r:</b>      | 9:13.99a | Justin Vilhauer – Redwood (Vis) | 2010  |
| <b>110m HH:</b>      | 14.45a   | Sean Johnson – Buchanan         | 2010  |
| <b>300m IH:</b>      | 38.27a   | Paramveer Chohan – Buchanan     | 2016  |
| <b>HJ:</b>           | 6'8      | Cole Herron – Sanger            | 2003  |
|                      | 6'8      | Taylor Smith – Buchanan         | 2012  |
| <b>PV:</b>           | 15'0     | Cody Liles – Clovis East        | 2010  |
|                      | 15'0     | Trevor Groom – Clovis West      | 2014  |
|                      | 15'0     | Nathan Gagliardi – Clovis West  | 2014  |
|                      | 15'0     | Cyprus Rice – Clovis North      | 2021  |
| <b>LJ:</b>           | 23'1.25  | Joey Souza – Kingsburg          | 2015  |
| <b>TJ:</b>           | 46'1     | Kevin Carano – Hoover (Frs)     | 1999  |
| <b>SP:</b>           | 60'5     | JD Martin – Madera              | 1996  |
| <b>D:</b>            | 184'11   | Kyler Van Grouw – Buchanan      | 2020  |
| <b>4x100m Relay:</b> | 42.1     | Clovis West                     | 2000<br>(Ledger, Seiler, Goldstein, Washington) |
| <b>4x400m Relay:</b> | 3:25.80a | Central                         | 2020<br>(Walker, Williams, Conley, Guerrero)    |

#### Girls

|                      |           |                                      |   |
|----------------------|-----------|--------------------------------------|---|
| <b>100m d:</b>       | 12.25a    | Hannah Waller – Buchanan             | 2016  |
| <b>200m d:</b>       | 24.41a    | Hannah Waller – Buchanan             | 2016  |
| <b>400m d:</b>       | 54.81a    | Takiya Cenci – Clovis North          | 2021  |
| <b>800m r:</b>       | 2:16.45a  | Hannah Benoit – Buchanan             | 2015  |
| <b>1600m r:</b>      | 4:58.64a  | Corie Smith – Buchanan               | 2020  |
| <b>3200m r:</b>      | 10:44.29a | Hagen Reedy – Buchanan               | 2013  |
| <b>110m HH:</b>      | 15.29a    | Anginae Monteverde – Clovis West     | 2011  |
| <b>300m LH:</b>      | 44.64a    | Alyssa Monteverde – Clovis West      | 2010  |
| <b>HJ:</b>           | 5'6       | Moria Robinson – Mt. Whitney (Vis)   | 2007  |
|                      | 5'6       | Chinenye Agina – Sanger              | 2018  |
| <b>PV:</b>           | 13'6      | Jordan Leveque – Buchanan            | 2023  |
| <b>LJ:</b>           | 18'9      | Sydney Vanek – Clovis                | 2023  |
| <b>TJ:</b>           | 38'1.75   | Moria Robinson – Mt. Whitney (Vis)   | 2007  |
| <b>SP:</b>           | 46'4      | Nikki Okwelogu – Clovis West         | 2013  |
| <b>D:</b>            | 154'6     | Cecelia Barnes-Mileham – Clovis West | 1998  |
| <b>4x100m Relay:</b> | 48.03a    | Clovis North                         | 2021<br>(Holloway, Cencil, Adeniji, Zinkin) |
| <b>4x400m Relay:</b> | 3:54.65a  | Clovis North                         | 2021<br>(Adeniji, Cencil, Holloway, Zinkin) |

### Frosh-Soph Boys Records

|                      |          |                                 |  |
|----------------------|----------|---------------------------------|--|
| <b>100m d:</b>       | 11.43a   | Emanuel Morgan – Central        | 2023                                       |
| <b>200m d:</b>       | 22.7a    | (no names or year record known) |  |
| <b>400m d:</b>       | 51.67a   | Cristian Barnes – Buchanan      | 2019                                       |
| <b>800m r:</b>       | 1:58.89a | Emanuel Salas – Sanger          | 2020                                       |
| <b>1600m r:</b>      | 4:22.23a | CNoah Ray – Buchanan            | 2021                                       |
| <b>3200m r:</b>      | 9:53.05a | David DeLorea – Sanger          | 2020                                       |
| <b>110m HH:</b>      | 16.09a   | Willie Alexander – Central      | 2010                                       |
| <b>300m IH:</b>      | 40.75a   | Paramveer Chohan – Buchanan     | 2014                                       |
| <b>4x100m Relay:</b> | 44.26a   | Buchanan                        | 2020<br>(Runnels, Kalpokoff, Li, Bendoski) |

|                       |          |                                |  |
|-----------------------|----------|--------------------------------|--|
| <b>4x400m Relay:</b>  | 3:36.90a | Buchanan                       | 2012<br>(Fain, Rios, Williams, Valenzuela) |
| <b>Sprint Medley:</b> |          | (no record known)              |  |
| <b>HJ:</b>            | 6'3      | Isaac Leppke – Dinuba          | 2014                                       |
| <b>PV:</b>            | 13'49    | Chase Rodrigues, – Clovis East | 2014                                       |
| <b>LJ:</b>            | 20'2.5   | David Booker – Tulare Western  | 2010                                       |
| <b>TJ:</b>            | 41'10    | Clay Manning – Reedley         | 1998                                       |
| <b>(10lbs) SP:</b>    | 57'2     | Jacob Wilson – Buchanan        | 2015                                       |
| <b>D:</b>             | 165'1    | Jacob Wilson – Buchanan        | 2015                                       |



### Easter Classic Records

(est. 1994 / \*cancelled in 2020 due to C-19 Pandemic)

#### Boys

|                             |           |   |      |
|-----------------------------|-----------|---|------|
| <b>100m d:</b>              | 10.55a    | Marquez Holiwell – West (Bkfd)                                  | 1994 |
| <b>3200m r:</b>             | 9:16.31a  | Kyle Alcorn – Buchanan  | 2003 |
| <b>110m HH:</b>             | 14.39a    | Kevin Carter – South (Bkfd)                                     | 1997 |
| <b>300m IH:</b>             | 37.89a    | Tim Bogdanof – Buchanan   | 1998 |
| <b>HJ:</b>                  | 7'0.25    | Cole Herron – Sanger  | 2003 |
| <b>PV:</b>                  | 16'0.25   | Andrew Ramay – Liberty (Bkfd)                                   | 2011 |
| <b>LJ:</b>                  | 23'4.5    | Duran Archie – Hoover (Frs)                                     | 1998 |
| <b>TJ:</b>                  | 48'7      | Demetrius Ragland – Tulare Western                              | 2002 |
| <b>SP:</b>                  | 62'7.5    | Van Mounts – Bakersfield  | 1998 |
| <b>D:</b>                   | 191'11    | Jacob Wilson – Buchanan   | 2016 |
| <b>4x100m Relay:</b>        | 41.56a    | Edison (Frs)  | 1997 |
|                             |           | (Alexander,Holland,Murrill,Sama)                                |      |
| <b>4x200m Relay:</b>        | 1.27.88a  | Bakersfield   | 1998 |
|                             |           | (McGill,Beasley,Huggins,McCoy)                                  |      |
| <b>4x400m Relay:</b>        | 3:17.48a  | Ridgeview (Bkfd)  | 1997 |
|                             |           | (Grant,Howard,Gridiron,Ray)                                     |      |
| <b>4x800m Relay:</b>        | 7:56.81a  | Madera  | 2002 |
|                             |           | (Lee,Britten,Barrera,Perez)                                     |      |
| <b>4x1600m Relay:</b>       | 17:36.36a | Buchanan  | 2011 |
|                             |           | (Brazeal,Barnard,Orozco,Albertson)                              |      |
| <b>8x200m Relay:</b>        | 3:05.54a  | Bakersfield   | 1995 |
|                             |           | (Walker,Jackson,Peanie,Miller,<br>Dugas,Land,Washington,Thomas) |      |
| <b>Sprint Medley Relay:</b> | 3:50.87a  | Sanger  | 2022 |
|                             |           | (Velasquez,Boisrond,Topete, Marcial)                            |      |

#### Girls

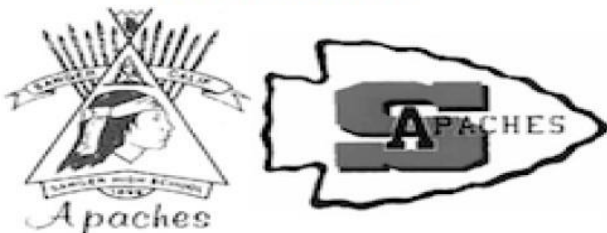
|                         |           |   |      |
|-------------------------|-----------|---|------|
| <b>100m d:</b>          | 12.06a    | Dominique Lauderdale – Ridgeview (Bkfd)     | 2007 |
| <b>3200m r:</b>         | 11:03.7   | Lauren Saylor – Buchanan                    | 2005 |
| <b>110m HH:</b>         | 4.43      | Osarthiemen Omwanghe – Buchanan             | 2002 |
| <b>300m LH:</b>         | 44.00a    | Alyssa Monteverde – Clovis West             | 2010 |
| <b>HJ:</b>              | 5'8       | Tara Flaming – Immanuel (Reedley)           | 1995 |
| <b>PV:</b>              | 13'7      | Elizabeth Funk – Clovis West                | 2019 |
| <b>LJ:</b>              | 18'1      | Shaneka Beavers – Porterville               | 1998 |
| <b>TJ:</b>              | 37'6      | Shaneka Beavers – Porterville               | 1998 |
| <b>SP:</b>              | 44'3      | Dia Mathews – Central                       | 2002 |
| <b>D:</b>               | 172'2     | Alex Collatz – Stockdale (Bkfd)             | 2010 |
| <b>4x100m Relay:</b>    | 48.36a    | Buchanan                                    | 2016 |
|                         |           | (Watts,Waller,Manibog,Biggers)              |      |
| <b>4x200m Relay:</b>    | 1:42.73a  | Buchanan                                    | 2019 |
|                         |           | (Fowler, Daniele, Nardella, Winter)         |      |
| <b>4x400m Relay:</b>    | 3:52.86a  | Edison (Frs)                                | 2011 |
|                         |           | (Edwards,Anderson,Omawahleh,Harris-Murrilo) |      |
| <b>4x800m Relay:</b>    | 9:29.31a  | Buchanan                                    | 2018 |
|                         |           | (Dolberg, Lowe, Hernandez, Smith)           |      |
| <b>Distance Medley:</b> | 12:11.02a | Buchanan                                    | 2015 |
|                         |           | (Waller,Martini,Frye,Benoit)                |      |

## Epilogue

### Singer High Sports

Singer Unified School District split into 2 separate high schools & teams in 2022

Singer High Apaches  
established 1899



Singer West High Hornets  
established 2022



**Ron Blackwood**  
2019 Inductee  
Singer High School  
Athletic Hall of Fame



49 years  
statistician, announcer  
&/or record keeper  
for this Singer High  
Sports History