

ACTIVITY SETUP

GO TO PLANETHS.COM

Chsaa Standard High School

[AD Mgmt](#)[Athletic Forms](#)[CHSAA Eligibility](#)[Coach Mgmt](#)[Document Mgmt](#)[Equipment](#)[Member List](#)[Message Center](#)[Previous Eligibility](#)[Quick Account](#)[School Fees](#)[Setup](#)[Staff Fees](#)[Student Fees](#)[Team Rosters](#)[Transfer Forms](#)[Wellness & Safety](#)

CLICK SET UP

PlanetHS On-Boarding

Select all the Athletic Teams at your school

Note: If you already have teams created at your school, they will be pre-selected, highlighted in blue and can not be deselected from this screen.

 [Next >>](#)

Available Sports

☒ Baseball

☒ Mens - Varsity☐ Mens - Junior Varsity 2☐ Mens - C-Team☐ Mens - D-team 2☐ Womens - Junior Varsity☐ Womens - Sophomore☐ Womens - D-Team☒ Mens - Varsity 2☒ Mens - Freshman☐ Mens - C-team 2☐ Womens - Varsity☐ Womens - Junior Varsity 2☐ Womens - C-Team☐ Womens - D-team 2☒ Mens - Junior Varsity☒ Mens - Sophomore☐ Mens - D-Team☐ Womens - Varsity 2☐ Womens - Freshman☐ Womens - C-team 2

SELECT BLUE NEXT BUTTON

Select all the Activities at your school



Note: If you already have Activities created at your school, they will be pre-selected, highlighted in blue and can not be deselected from this screen.

Next >>

Available Activities

☐ (CHSAA) Administration

☒ Debate

☒ Non-Gender - Varsity

☐ Non-Gender - Junior Varsity 2

☐ Non-Gender - C-Team

☐ Non-Gender - D-team 2

☐ Non-Gender - Varsity 2

☐ Non-Gender - Freshman

☐ Non-Gender - C-team 2

☐ Non-Gender - Junior Varsity

☐ Non-Gender - Sophomore

☐ Non-Gender - D-Team

☐ High School Activities - CHSAA

☐ High School Division - CHSAA

☒ Music - Band

☒ Non-Gender - Varsity

☐ Non-Gender - Junior Varsity 2

☐ Non-Gender - C-Team

☐ Non-Gender - D-team 2

☐ Non-Gender - Varsity 2

☐ Non-Gender - Freshman

☐ Non-Gender - C-team 2

☐ Non-Gender - Junior Varsity

☐ Non-Gender - Sophomore

☐ Non-Gender - D-Team

SELECT ACTIVITY AND LEVEL

Select all the Activities at your school



Note: If you already have Activities created at your school, they will be pre-selected, highlighted in blue and can not be deselected from this screen.



Next >>

Available Activities

☐ (CHSAA) Administration

☒ Debate

☒ Non-Gender - Varsity

☐ Non-Gender - Junior Varsity 2

☐ Non-Gender - C-Team

☐ Non-Gender - D-team 2

☐ Non-Gender - Varsity 2

☐ Non-Gender - Freshman

☐ Non-Gender - C-team 2

☐ Non-Gender - Junior Varsity

☐ Non-Gender - Sophomore

☐ Non-Gender - D-Team

☐ High School Activities - CHSAA

☐ High School Division - CHSAA

☒ Music - Band

☒ Non-Gender - Varsity

☐ Non-Gender - Junior Varsity 2

☐ Non-Gender - C-Team

☐ Non-Gender - D-team 2

☐ Non-Gender - Varsity 2

☐ Non-Gender - Freshman

☐ Non-Gender - C-team 2

☐ Non-Gender - Junior Varsity

☐ Non-Gender - Sophomore

☐ Non-Gender - D-Team

CLICK BLUE NEXT BUTTON TO SAVE SELECTION

PlanetHS On-Boarding

Assign School Permissions

Designate School Principals

School Principals have full access to their school on PlanetHS. If the Final Approver settings are selected, the Principal's final approval will be required for any feature set to "Yes".

School Principal(s)

[Add existing User](#) or [Create Account](#)

Designate School Coordinators

School Coordinators can create Events, SPECs, Live Streams and Notifications; as well as auto approve the content they create.

School Coordinator(s)

[Add existing User](#) or [Create Account](#)

CLICK CREATE ACCOUNT UNDER SCHOOL COORDINATOR FOR ACTIVITY
DIRECTOR/ADMIN. ASSISTANT

Account

Use the below fields to update the teacher's account settings

* First Name

* Last Name

* Email

* Home School

Cancel

Save



INPUT ALL NECESSARY INFORMATION

ACTIVITY DIRECTOR AND/OR ADMIN
ASSISTANT WILL RECEIVE AN EMAIL TO
CREATE ACCOUNT AND FOLLOW LINK

Sign In

Use my *ArbiterSports* account

Or

☒ Use my Student ID instead

Email or Mobile Number

Password


[Forgot password?](#)

☐ Keep me signed in [More info.](#)

 Sign In

New to PlanetHS?

 Sign Up



CLICK SIGN UP

Sign Up

Use my *ArbiterSports* account

Or

Step 1

Who is this account being created for?

- ☐ A student
- ☐ A parent
- ☐ A staff or faculty member



Already have an account?

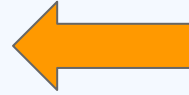
Sign In

SELECT ACCOUNT TYPE - A STAFF OR FACULTY MEMBER

Step 2

Provide some details about the student account you're creating. Be sure to provide an official name. For example, Michael Smith-Jones instead of Mike Jones.

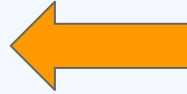
First Name (official)



Last Name (official)


Gender

- ☐ Male
☐ Female



Birthday

Month ▾ Day ▾ Year ▾




INPUT NAME, GENDER, DOB


➤ Step 3

What credentials will be used for signing in? You may use either an email address or mobile number.


Email or Mobile Number



Password (8 or more characters)



Confirm Password



INPUT EMAIL THAT YOU RECEIVED YOUR INVITATION AND CREATE A
PASSWORD

▶ Step 4

What school does the student account belong to? Type a few characters and choose from the list of available options.



INPUT SCHOOL NAME

▶ Step 4

What school does the student account belong to? Type a few characters and choose from the list of available options.


DAKOTA RIDGE SENIOR HIGH SCHOOL (LITTLETON, CO)



SELECT SCHOOL NAME FROM DROPDOWN

By clicking *Sign Up*, you agree to our [Terms of Use](#) and [Privacy Policy](#). You may receive SMS notifications from PlanetHS (approx. 10 msgs. /week). Message & data rates may apply. Text *HELP* to 69274 for additional information or *STOP* at any time to opt-out. Wireless carriers are not liable for delayed or undelivered messages.

 Sign Up



CLICK SIGN UP - ACCOUNT HAS BEEN CREATED